


S D MEMORIAL SR. SEC. SCHOOL
COMPREHENSIVE ACADEMIC PLANNER

SESSION : 2026-27

CLASS : II



JOURNEY TO EXCELLENCE

“Learning shapes essential life skills by nurturing curiosity, strengthening ambition and transforming effort into excellence empowering students to think critically ,act responsibly and contribute confidently to an ever- evolving world.”

ACADEMIC ITINERARY

CONTENT	PAGE NO.
THE CORE PURPOSE AND OBJECTIVE	1
ENRICHMENT OPPORTUNITIES	2
STUDENT DEVELOPMENT ENDEAVORS	3
EVALUATION CRITERIA	4 -5
HOLISTIC HABITS FOR LEARNER DEVELOPMENT	6
SCHOOL RECOMMENDED TEXTBOOK	7
I TERM SYLLABUS	
ENGLISH	8-10
HINDI	11-13
MATHEMATICS	14-15
ENVIRONMENTAL STUDIES	16-17
GENERAL KNOWLEDGE & REASONING	18
INFORMATION AND COMMUNICATION TECHNOLOGY (ICT)	19
ART & CRAFT	20
VALUE EDUCATION	21
II TERM SYLLABUS	
ENGLISH	22-24
HINDI	25-27
MATHEMATICS	28-29
ENVIRONMENTAL STUDIES	30-31
GENERAL KNOWLEDGE & REASONING	32
INFORMATION AND COMMUNICATION TECHNOLOGY (ICT)	33
ART & CRAFT	34
VALUE EDUCATION	35
ANNUAL FRAMEWORK	
ACADEMIC CALENDAR	36-37
LIST OF HOLIDAYS	38


THE CORE PURPOSE AND OBJECTIVE

The Academic Planner is thoughtfully designed in alignment with the **National Education Policy (NEP) 2020** and the **National Curriculum Framework (NCF)** to support meaningful, structured, and future-ready learning.

It serves as a comprehensive guide for academic planning, enabling students and teachers to organize learning goals, classroom activities, assessments, and reflections in a systematic manner. The planner promotes a shift from rote learning to competency-based and experiential learning, encouraging students to understand concepts deeply and apply knowledge in real-life contexts.

A strong emphasis is placed on **Subject Enrichment Activities (SEA)**, **Experiential Learning Acquisition (ELA)**, and **Art Integrated Learning (AIL)**, which are seamlessly integrated into the curriculum to foster hands-on learning, creativity, aesthetic sensibility, critical thinking, and problem-solving skills.

The planner supports flexible teaching-learning practices, digital integration, inclusive education, and holistic development. Through continuous feedback, reflection, and month-wise planning, it aims to nurture confident, responsible, and lifelong learners prepared for academic excellence and future challenges.



ENRICHMENT OPPORTUNITIES WITHIN THE CURRICULUM

Learning at our school is designed to extend beyond textbooks and classrooms, offering students enriching experiences that nurture curiosity, creativity, competence, and confidence. The curriculum integrates meaningful opportunities that promote active engagement, practical application, and holistic skill development in alignment with the vision of NEP 2020.

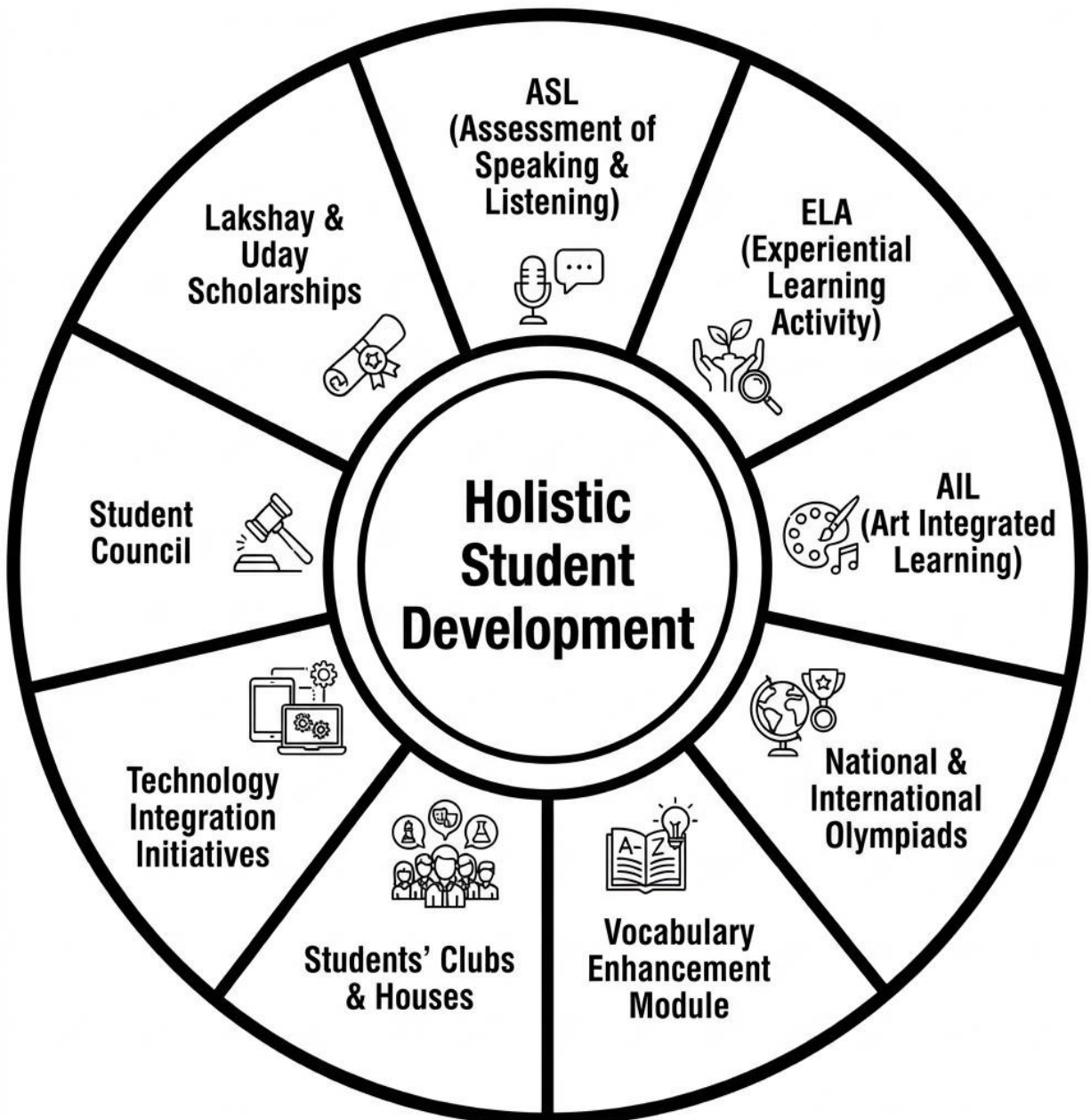
Students are provided with opportunities to develop academic understanding along with essential life skills through:

- **Project-Based and Inquiry-Based Learning:** Inquiry, collaboration, creativity, and presentation through real-world and interdisciplinary tasks.
- **Experiential and Hands-on Learning:** Hands-on activities, experiments, field visits, and practical exposure.
- **Art Integrated Learning (AIL):** Creative expression through visual and performing arts to strengthen concept clarity.
- **Technology and Digital Integration:** Use of digital tools and AI-enabled resources to build digital awareness and skills.
- **Communication and Language Skills:** Focus on speaking, listening, reading, writing, and vocabulary development.
- **Curricular and Co-curricular Engagement:** Building empathy, resilience, teamwork, leadership, and decision-making skills.
- **Environmental Awareness:** Promoting sustainability, conservation, and responsibility towards nature.
- **Co-curricular Engagement:** Participation in clubs, houses, competitions, sports, and community service.

These opportunities ensure holistic, learner-centric development and prepare students to become confident, adaptable, and responsible individuals.

Holistic Development Framework: Empowering Students Beyond Academics

At SDMS, we are committed to maintaining high standards of excellence by nurturing every dimension of a child's development. Our student development initiatives are designed to complement academic learning while promoting confidence, competence, and character.



Assessment & Evaluation Framework

(Aligned with CBSE Competency-Based Assessment Guidelines / NEP 2020 Vision)

In Classes I and II, assessment transitions gradually from the Montessori approach to a structured academic framework while preserving joyful and experiential learning. The focus remains on strengthening **Foundational Literacy and Numeracy (FLN)** through competency-based, child-centric evaluation in a supportive and stress-free environment.

Students are introduced to structured written assessments in a phased manner to build confidence, conceptual clarity, and academic readiness.

The school follows a system of **Continuous and Comprehensive Evaluation**, integrated with two formal term assessments.

Assessment Structure (Academic Year)

Component	Description & Evaluation Focus
Pen–Paper Assessments (Including regular practice assignment tests)	Regular class tests and one formal written examination in Term I and Term II to assess conceptual understanding, application skills, and written expression.
Classwork & Notebook Assessment (All Subjects)	Regular monitoring of notebooks (English, Hindi, Mathematics, EVS, GK), ICT (Book) & Art & Craft (Sketch File) for handwriting, presentation, regularity, completion, and organisation of work.
Subject Enrichment Activities (SEA)	Reading tasks, listening exercises, oral presentations, art-integrated learning, experiential projects, and hands-on activities.
Classroom Participation & Engagement	Observation of attentiveness, curiosity, collaboration, initiative, and active involvement.
Life Skills & Behavioural Development	Discipline, punctuality, empathy, cooperation, responsibility, and confidence.

SCHOLASTIC ASSESSMENT

Scholastic assessment focuses on competency development, conceptual clarity, and skill enhancement across subjects

Subject	Focus of Evaluation
English & Hindi	Reading fluency, comprehension, dictation, writing skills, speaking confidence, listening skills vocabulary enrichment,
Mathematics	Concept clarity, tables, mental maths, logical reasoning, problem-solving, application skills
EVS	Understanding of surroundings, observation skills, environmental awareness, written & oral expression
General Knowledge (GK)	General awareness and value-based learning
ICT	Basic digital literacy, computer fundamentals, responsible technology use
Art & Craft	Creativity, imagination, aesthetic sense, neatness, presentation skills

Scholastic performance is derived from continuous assessment and structured term evaluations.

CO-SCHOLASTIC ASSESSMENT

Co-Scholastic domains ensure holistic personality development and behavioural growth.

Area	Focus Indicators
Life Skills	Discipline, punctuality, responsibility, self-management
Social Behaviour	Cooperation, sharing, teamwork, empathy
Creative Expression	Artistic skills, imagination, innovation
Physical Development	Sports participation, coordination, motor skills
Participation & Attitude	Confidence, initiative, leadership qualities

Assessment Components (Applicable to Both Terms)

Assessment Component	Evaluation Focus	Maximum Marks (Internal Record)	Timeline
Behavioural & Life Skills Observation	Classroom conduct, participation, punctuality, regularity	10	Continuous
Foundational Skill Assessment	Reading, speaking & listening (English & Hindi); Tables & Mental Maths (Mathematics); Diagram & Concept Viva Skills (EVS)	10	Continuous
Notebook Review (English, Hindi, Maths & EVS)	Handwriting, completion of work, organisation, presentation & maintenance, timely submission	10	First Week of September & First Week of February
Subject Enrichment Activities (SEA)	Experiential tasks, simple projects, drawings, oral presentations, hands-on learning	10	Continuous
Oral Viva (Terminal Assessment)	Concept-focused questions assessing clarity and understanding	10	During Term-End Examination Period
Written Assessment (Pen-Paper Test including Class Tests)	Competency-based written examination assessing application and conceptual mastery	50	September (Term I) & February (Term II)

Total (Per Term – Internal Academic Record): 100 Marks

Important : While detailed marks are maintained internally for academic analysis and progress tracking, the Holistic Progress Card reflects grades only, as per school policy and CBSE competency-based assessment guidelines.

Holistic Habits for Learner Development

1



REGULARITY & PUNCTUALITY

Attend classes daily and arrive on time.

2

PREPAREDNESS FOR LEARNING

Bring necessary materials and be ready to engage.



3



PERSONAL HYGIENE & HEALTH AWARENESS

Practice cleanliness and prioritize well-being.

4

COMMUNICATION & SPEAKING SKILLS

Express thoughts clearly and listen actively.



5



HOMEWORK & SELF-STUDY DISCIPLINE

Complete assignments and review lessons consistently.

6

POSITIVE BEHAVIOUR & VALUES

Show respect, kindness, and responsibility.



7



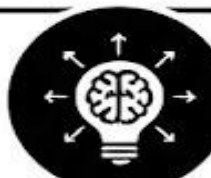
PERSONALITY & CONFIDENCE BUILDING

Believe in abilities and embrace challenges.

8

CONCEPT CLARITY, REFLECTION & FEEDBACK

Understand ideas, reflect on learning, and seek improvement.



SCHOOL RECOMMENDED TEXTBOOKS - CLASS II



English

Learn To Communicate In English
Applied English Grammar
Reading Routes



Hindi

सुनहरी धूप
व्याकरण संबोध



Mathematics

Future Kids Mathematics




EVS

Sterling Environmental Studies



GK & Reasoning

Future Kids Book Of General Knowledge
Reasoning & Aptitude



Information And Communication Technology

CODE Buddies









Art & Craft



Wings Of Art

FIRST TERM

ENGLISH

APRIL	<u>Literature</u> L-1 When the clouds came down	<u>Grammar</u> Unit-1 The Alphabet Unit-2 Sentences Unit-21 Sentence Making Unit-17 Punctuation	<u>Writing Skill</u> • My Personal Saga • My Forever Buddy
<u>Learning Goals</u>	<u>Subject Enrichment Activity (SEA)</u>	<u>Experiential Learning Activity (ELA)</u>	<u>Art Integrated Learning (AIL)</u>
Students will be able to • Develop the observational skills, imagination, creativity and Sentence Formation.	<u>Cloud Imagination Chart</u> - Teacher will show pictures of clouds and then students will draw one cloud shape, color it and speak 5-6 lines on what they have made or imagined.	<u>Become the Cloud</u> - Cotton Cloud pasting and a sheet and naming it also. 	<u>Cotton Cloud Collage</u> - Students will draw the cloud of any shape and paste cotton inside it and write one sentence about it (My cloud looks like _____.)
MAY	<u>Literature</u> L-2 The Best Dodgeball Player Poem -The Little Turtle	<u>Grammar</u> Unit-3 Common Nouns and Proper Nouns Unit-4 Singular and Plural Nouns Unit-7 A, An, The Unit-20 Sentence Completion	<u>Writing Skill</u> • My Mother • My Teacher




<u>Learning Goals</u>	<u>Subject Enrichment Activity (SEA)</u>	<u>Experiential Learning Activity (ELA)</u>	<u>Art Integrated Learning (AIL)</u>
<p>Students will be able to</p> <ul style="list-style-type: none"> Learn by doing, improves vocabulary, and builds speaking and presentation skills. 	<p>Students will write any five action words from the lesson and paste related pictures on a sheet. They will exhibit and illustrate about action words.</p>	<p>Students will speak 4-5 lines on their favourite game.</p> 	<p>Students will make a dodgeball with newspaper or tissue paper.</p> 
<p>JULY</p>	<p><u>Literature</u> L-3 Swathi Akka's Birthday Card Poem-The Champion Band</p> 	<p><u>Grammar</u> Unit-5 He and She Unit-10 Today Words and Yesterday Words Unit-11 Is, Are, Am, Was, Were Unit-13 Has, Have, Had Unit - 22 Answering Questions</p>	<p><u>Writing Skill</u></p> <ul style="list-style-type: none"> My School - My Second Happy Home My Dream House 
<u>Learning Goals</u>	<u>Subject Enrichment Activity (SEA)</u>	<u>Experiential Learning Activity (ELA)</u>	<u>Art Integrated Learning (AIL)</u>
<p>Students will be able to -</p> <ul style="list-style-type: none"> Understand the importance of team work and develop language skills through reading. 	<p>Student will tell their best friend's name and recite a poem on Friendship in the class.</p>	<p>Students will make a card for their friend and write a quotation on it.</p> 	<p>Students will bring one appreciation card with a hand written quote on friendship.</p>

<p style="text-align: center;">AUGUST</p>	<p style="text-align: center;"><u>Literature</u> L-4 Papiha's Promise Poem- The Merry-Go- Round</p> 	<p style="text-align: center;"><u>Grammar</u> Unit-6 Describing Words Unit-19 Reading Comprehension (page 87 to 90) Unit- 23 Sequencing Unit-27 Picture Composition Revision-1, Revision-2</p>	<p style="text-align: center;"><u>Writing Skill</u></p> <ul style="list-style-type: none"> • Everyday Schedule - My Daily Routine • The Best Birthday party Ever
<p style="text-align: center;"><u>Learning Goals</u></p>	<p style="text-align: center;"><u>Subject Enrichment Activity (SEA)</u></p>	<p style="text-align: center;"><u>Experiential Learning Activity (ELA)</u></p>	<p style="text-align: center;"><u>Art Integrated Learning (AIL)</u></p>
<p>Students will be able to -</p> <ul style="list-style-type: none"> • Understand the story, learn new words, develop care for birds and nature, and show creativity through simple art activities. 	<p>Students will paste a picture of any migratory bird on a sheet, write a few facts about it, and then describe it in front of the class.</p>	<p>Students will write one promise on a slip and then paste on a chart in the class.</p> 	<p><u>Care for Birds -</u> Students will make a bird feeder with the help of plastic bottle.</p>
<p style="text-align: center;">SEPTEMBER</p>	<p style="text-align: center;">Revision for First Terminal Examination</p>		

Reading Routes (Only for Reading)

<p style="text-align: center;">MAY</p>	<p>Biji's in the Kitchen</p>
<p style="text-align: center;">JULY</p>	<p>Yelli Makes a Choice</p>
<p style="text-align: center;">AUGUST</p>	<p>The Big Bad Fight</p>

हिंदी


<u>अप्रैल</u>	<p><u>पाठ्यपुस्तक</u> पाठ-2 अपना घर है सबको प्यारा कविता- सूरज आया रंग भरो- नन्हा बचपन, हंसता बचपन (पृष्ठ संख्या 64- 65)</p>	<p><u>व्याकरण</u> इकाई-1 भाषा इकाई-2 वर्ण और वर्णमाला</p>	<p><u>रचनात्मक लेखन</u></p> <ul style="list-style-type: none"> • मेरा दोस्त • मेरा पालतू जानवर 
<u>शिक्षण उद्देश्य</u>	<u>विषय संवर्धन गतिविधियाँ</u>	<u>अनुभवात्मक गतिविधियाँ</u>	<u>कला समेकित गतिविधि</u>
<ul style="list-style-type: none"> • घर के महत्व और उसके प्रति प्रेम की भावना को समझना। • परिवार और सुरक्षित वातावरण के महत्व को महसूस करना। • स्वच्छता, सुरक्षा और घर की देखभाल का महत्व समझना। 	<p>प्रत्येक विद्यार्थी बारी-बारी से कविता (सूरज आया) की 2-3 पंक्तियाँ हाव-भाव के साथ सुनाएँगे।</p> 	<p>पिंजरा और आज़ादी-रोल प्लेछात्र पक्षी बनकर पहले छोटी-सी जगह (पिंजरा) में खड़े रहेंगे और उड़ने की कोशिश करेंगे। फिर उन्हें खुली जगह में हाथ फैलाकर उड़ने दिया जाएगा। बच्चे स्वयं अनुभव करेंगे कि बंद जगह में अच्छा नहीं लगता और खुली जगह में खुशी मिलती है।</p>	<p>कागज का सूरज-बच्चे पीले रंग का गोल कागज बनाएँगे। उस पर सूरज की मुस्कान बनायेंगे (आँखें, नाक, हँसी)। इसके बाद इसे अपनी कॉपी में चिपकाएँगे।</p>
<u>मई</u>	<p><u>पाठ्यपुस्तक</u> पाठ-3 आसमान गिरा कविता- स्वच्छ भारत मस्ती का समय- समझदार बिल्लियाँ (पठन हेतु)</p>	<p><u>व्याकरण</u> इकाई-3 मात्राएँ, शब्द और वाक्य, इकाई-4 संयुक्त व्यंजन</p>	<p><u>रचनात्मक लेखन</u></p> <ul style="list-style-type: none"> • पेड़ों का महत्व • गर्मी की छुट्टियाँ 


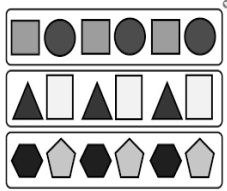
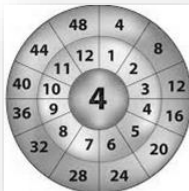
<u>शिक्षण उद्देश्य</u>	<u>विषय संवर्धन गतिविधियाँ</u>	<u>अनुभवात्मक गतिविधियाँ</u>	<u>कला समेकित गतिविधि</u>
<ul style="list-style-type: none"> • बच्चे कहानी की घटनाओं, पात्रों और संदेश को समझ सकेंगे। • बच्चे डर, भ्रम और सच्चाई के अंतर को समझ सकेंगे। 	<p><u>कहानी श्रृंखला</u> - छात्र गोल घेरा बनाकर बैठेंगे और कहानी को एक-एक वाक्य में क्रम से आगे बढ़ाएँगे। अंत में एक छात्र कहानी की सीख बताएँगे।</p> 	<p><u>सूखे-गीले कचरे की पहचान</u>- छात्र गीले और सूखे कचरे के उदाहरण ध्यान से सुनेगा और उन्हें पहचानने का प्रयास करेगा। वह दिए गए चित्र या वस्तु को देखकर बताएगा कि वह गीला है या सूखा कचरा। इसके बाद बच्चा स्वयं उसे सही डस्टबिन में डालेगा। अंत में वह स्वच्छता बनाए रखने का संकल्प लेकर अच्छी आदत विकसित करेगा।</p>	<p><u>स्वच्छता नाट्य दृश्य</u>- छात्र छोटे समूहों में 2-3 मिनट का छोटा अभिनय करेंगे। विषय होगा - कूड़ा न फैलाना, कूड़ेदान में डालना, साफ सड़क, स्वच्छ आदतें।</p> 
<u>जुलाई</u>	<p><u>पाठ्यपुस्तक</u> <u>पाठ-15</u> कहाँ है भूत <u>कविता -16</u> चंदा मामा <u>मस्ती का समय</u> - छोटा मेडल, बड़ा मेडल (पठन हेतु)</p>	<p><u>व्याकरण</u> <u>इकाई-5</u> संज्ञा <u>इकाई-6</u> लिंग <u>लेखन कौशल</u>- अपठित गद्यांश</p>	<p><u>रचनात्मक लेखन</u></p> <ul style="list-style-type: none"> • बरसात का दिन • सुबह का समय
<u>शिक्षण उद्देश्य</u>	<u>विषय संवर्धन गतिविधियाँ</u>	<u>अनुभवात्मक गतिविधियाँ</u>	<u>कला समेकित गतिविधि</u>
<ul style="list-style-type: none"> • बच्चे कहानी की घटनाओं, पात्रों और संदेश को समझ सकेंगे। • बच्चे डर, भ्रम और सच्चाई के अंतर को समझ सकेंगे। 	<p><u>रहस्य बॉक्स खेल</u> - बच्चे ऐसा करेंगे: एक बॉक्स में हाथ डालकर वस्तु को छूकर अनुमान लगाएँगे।</p>	<p><u>चाँद को महसूस करो</u>- बच्चे रात में या सुबह खिड़की से चाँद देखेंगे। कक्षा में वे बताएँगे - "चाँद गोल है या आधा?" बच्चे अपने अनुभव से सीखेंगे कि चाँद का आकार बदलता है।</p>	<p>बच्चे अपनी पुस्तिका में आसमान बनाकर चंदा मामा और तारे बनायेंगे।</p> 

<p align="center"><u>अगस्त</u></p>	<p align="center"><u>पाठ्यपुस्तक</u> पाठ-7 तीन मूर्ख कविता-8 हमारे त्योहार मस्ती का समय- खरगोश की पूँछ (पठन हेतु)</p>	<p align="center"><u>व्याकरण</u> इकाई-7 वचन इकाई-8 सर्वनाम पठन कौशल - चित्र वर्णन</p>	<p align="center"><u>रचनात्मक लेखन</u></p> <ul style="list-style-type: none"> मेरी पहली हवाई यात्रा मेरा देश
<p align="center"><u>शिक्षण उद्देश्य</u></p>	<p align="center"><u>विषय संवर्धन गतिविधियाँ</u></p>	<p align="center"><u>अनुभवात्मक गतिविधियाँ</u></p>	<p align="center"><u>कला समेकित गतिविधि</u></p>
<ul style="list-style-type: none"> बच्चे कहानी की घटनाओं और बीरबल के चतुर उत्तरों को समझ सकेंगे। बच्चे सीखेंगे कि बुद्धिमानी और धैर्य से समस्याएँ हल होती हैं। चतुराई और समझदारी का महत्व मूर्खता और बिना सोच-समझ के काम करने का नकारात्मक प्रभाव। 	<p>त्योहारों की रंगीन झाँकी - बच्चे अपने पसंदीदा त्योहार का चित्र बनाएंगे, जिसमें लोग, सजावट और खेल दिखेंगे। वे अपनी झाँकी कक्षा में सबको दिखाएँगे और बताएँगे कि यह कौन सा त्योहार है।</p> 	<p>मेरे अच्छे काम की कहानी- बच्चे अपने किसी अच्छे काम के बारे में बताएँगे, जिसके कारण उन्हें सम्मान या प्रशंसा मिली हो। साथी बच्चे और शिक्षक उस काम की सराहना करेंगे। बच्चा समझेगा कि व्यक्ति के अच्छे कार्य ही उसे सम्मान दिलाते हैं।</p> 	<p>मिनी क्राफ्ट टेबल - बच्चों को छोटे-छोटे त्योहार संबंधी वस्तुएँ बनाने के लिए कहा जाएगा, जैसे दीपक, पिचकारी या सजावट। वे इन्हें अपनी पुस्तिका में चिपकाएँगे और सजायेंगे।</p> 
<p align="center"><u>सितंबर</u></p>	<p align="center">अर्धवार्षिक परीक्षा की दोहराई</p>		






MATHS

MATHS			
APRIL	Unit-1 Revisiting Numbers up to 100 Unit-2 3 Digit Numbers, Tables 2 to 5		
<u>Learning Goals</u>	<u>Subject Enrichment Activity (SEA)</u>	<u>Experiential Learning Activity (ELA)</u>	<u>Art Integrated Learning (AIL)</u>
Students will be able to - <ul style="list-style-type: none"> • Read and write numbers. • Identify the place value system (Hundreds, tens, ones). • Compare the numbers • Count forward and backward. 	<u>Greatest & Smallest Challenge</u> - Students will be given the flashcards of three digit numbers to form the greatest and smallest numbers.	<u>Place Value Treasure Hunt</u> - Students will be asked to assemble the cards to form the number as per its place value. (Eg - 472 Find 400 card, 70 card and 2 card).	<u>Number House Activity</u> - Students will draw a number house divided into Hundreds, Tens and Ones and represent a given 3-digit number using drawings and colours.
MAY	Unit-4 Addition of Numbers		
<u>Learning Goals</u>	<u>Subject Enrichment Activity (SEA)</u>	<u>Experiential Learning Activity (ELA)</u>	<u>Art Integrated Learning (AIL)</u>
Students will be able to - <ul style="list-style-type: none"> • Add two - three digit numbers with and without carry. • Solve simple word problems based on addition. • Apply addition in day to day life situations. 	<u>Mental Math Drill</u> - Students will be asked quick oral addition questions or quiz will be conducted on addition facts to improve speed. <div style="text-align: center;">  </div>	Students will learn addition using concrete materials like beads, buttons, sticks, or counters. The teacher gives two small groups of objects and asks students to count each group separately.	<u>Addition Garden Activity</u> - Students will draw a garden with two flower groups. Each group shows one addend using flowers. They count the total and write the addition sentence, then colour the picture.

JULY	Unit-5 Subtraction of Numbers, Tables 6 to 8		
<u>Learning Goals</u>	<u>Subject Enrichment Activity (SEA)</u>	<u>Experiential Learning Activity (ELA)</u>	<u>Art Integrated Learning (AIL)</u>
<p>Students will be able to</p> <ul style="list-style-type: none"> • Understand subtraction as taking away and finding the difference. • Subtract single-digit and two-digit numbers with and without borrowing. 	<p><u>Subtraction story cards</u> - Students will be asked to create short stories like - If you have 10 candies and give away 4, how many candies are left?</p>	<p><u>Take-Away Activity</u> - In this activity, students will use real objects (erasers, pencils, beads) to solve subtraction sums.</p> 	<p><u>Paper Paste & Cut Activity</u> - Students will paste a given number of objects (paper shapes) and remove or cut some to find the remaining number.</p>
AUGUST	Unit-3 Shapes & Patterns Unit-7 Multiplication of Numbers, Tables 9 and 10		
<u>Learning Goals</u>	<u>Subject Enrichment Activity (SEA)</u>	<u>Experiential Learning Activity (ELA)</u>	<u>Art Integrated Learning (AIL)</u>
<p>Students will be able to -</p> <ul style="list-style-type: none"> • Understand multiplication as repeated addition. • Identify plane and solid shapes like (circle, square, cone, sphere etc.) • Create patterns using shapes and objects. 	<p><u>Table Time</u> - Students will learn and recite multiplication tables through fun rhymes and body movements. (Eg. - Table of 2 - "Two one's are two - touch your shoe" "Two twos are four - tap the floor").</p>	<p><u>Pattern Making with Objects</u> - Students will make patterns using blocks, leaves, stones, shapes, bottle caps etc.</p> 	<p><u>Table Wheel Craft</u> - Students will create a colourful wheel showing a multiplication of table (2, 3, 4 or 5).</p> 
SEPTEMBER	Revision for First Terminal Examination		

EVS

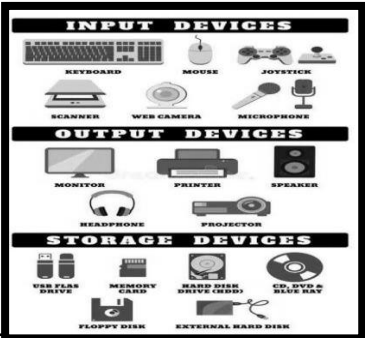

EVS			
APRIL	Ch-1 Discovering Self Ch-7 My Amazing Body		
<u>Learning Goals</u>	<u>Subject Enrichment Activity(SEA)</u>	<u>Experiential Learning Activity (ELA)</u>	<u>Art Integrated Learning (AIL)</u>
Students will be able to <ul style="list-style-type: none"> Recognize their identity, emotions and also differentiate between good and bad behavior. Improve listening skills. Identify body parts and understand their functions. 	<u>All about me</u> - Students will introduce themselves and talk about their likes, dislikes and favorite hobby/activities.	Students will draw and label main body parts together and write their functions. 	Students will draw and colour a self-portrait and label different parts of their body, showing things they like about themselves.
MAY	Ch-2 Family and Friends Ch-9 Healthy and Safe Living		
<u>Learning Goals</u>	<u>Subject Enrichment Activity(SEA)</u>	<u>Experiential Learning Activity (ELA)</u>	<u>Art Integrated Learning (AIL)</u>
Students will be able to <ul style="list-style-type: none"> Identify different types of family (small and big family). Recognize healthy food and good daily habits. 	Students will draw a simple family tree in their notebook showing their father, mother, and other family members (grandparents and siblings, if any).	<u>Healthy or Unhealthy?</u> Teacher will show or name activities like eating fruits, brushing teeth, washing hands, eating junk food etc. and students will identify them as healthy or unhealthy.	<u>Healthy and Safe Living</u> Students will make a “Healthy Plate” collage by drawing or pasting pictures of healthy foods and safe habits.

JULY	Ch-3 Our Wonderful Homes Ch-6 Places of Worship Ch-10 Clothes We Wear		
<u>Learning Goals</u>	<u>Subject Enrichment Activity (SEA)</u>	<u>Experiential Learning Activity (ELA)</u>	<u>Art Integrated Learning (AIL)</u>
<p>Students will be able to -</p> <ul style="list-style-type: none"> • Identify different types of homes. • Recognize the importance of respecting all religions. • Understand different types of clothes for various seasons and occasions. 	<p><u>Exploring Homes</u></p> <p>Teacher will ask students to draw or paste pictures of different types of homes (houses, flats, huts).</p>	<p>Students will share in a class about which place of worship they have visited and what they saw.</p> 	<p>Students will draw and colour different clothes for summer, winter, and for festivals.</p> 
AUGUST	Ch-4 Helping Hands Ch-5 Our Neighbourhood		
<u>Learning Goals</u>	<u>Subject Enrichment Activity (SEA)</u>	<u>Experiential Learning Activity (ELA)</u>	<u>Art Integrated Learning (AIL)</u>
<p>Students will be able to -</p> <ul style="list-style-type: none"> • Recognize people who help us at home, school, and community. • Identify different places in the neighbourhood (shops, park, hospital, school) 	<p><u>Neighbourhood Map</u> - Students will draw a simple map of their neighbourhood showing shops, school, park, and other important places.</p>	<p><u>People in Our Neighbourhood</u> - Students will describe or role-play the work of different people in their neighbourhood, like shopkeeper, doctor, or gardener.</p>	<p>Students will make a collage using cut-outs or magazine pictures showing people helping at home, school, or in the neighbourhood.</p>
SEPTEMBER	Revision for First Terminal Examination		

GENERAL KNOWLEDGE

APRIL	<p>GK - Ch-1 Vegetable Shop, Ch-2 Animal Homes, Ch-3 Flowers for Mother, Ch-4 Plant in a Test, Ch-22 Compound it, Ch-23 The Hare and the Tortoise, 21st Century Skills (page no. 14), Ch-35 Earth Day</p> <p>Reasoning – Unit-1 Patterns</p>	<p><u>Who Lives Where?</u> - Teacher will show pictures of homes of different animals. Students will guess the animal with its correct home such as dog–kennel, bird–nest. Children may also draw or color one animal and its home.</p>
MAY	<p>GK - Ch-5 Animal Talk, Ch-6 Swimming Race, Ch-7 Young Ones, Ch-8 Who Am I? Ch-13 Few Firsts, Ch-14 Spotlight on Africa, Ch-21 A Long Time Ago, 21st Century Skills (page no. 22)</p> <p>Reasoning - Unit-2 Measuring Units</p>	<p><u>My Firsts Wall</u> - Children paste picture cut-outs of important “firsts” such as the first Prime Minister of India on a chart. They identify and name the pictures with the teacher’s guidance.</p>
JULY	<p>GK - Ch-9 Famous Folks, Ch-10 The Big and the Small, Ch-11 Which City?, Ch-12 Flags are Fun, Ch-15 Happy Celebrations, Ch-16 Clothes to Wear, 21st Century Skills (page no. 30)</p> <p>Reasoning - Unit-3 Geometrical Shapes</p>	<p><u>City Reporter</u> - Children will pick a monument card and describe it to the class, saying which city it belongs to. Peers guess the city, turning it into a fun interactive game.</p>
AUGUST	<p>GK - Ch-17 City Names, Ch-18 Great Indians, Ch-19 Nicknames, Ch-20 Our National Symbols, Ch-24 Fairy Land, Ch-25 Riddle My Friends, Ch-26 Opposites, 21st Century Skills (page no. 37)</p> <p>Reasoning - Unit-4 Odd One Out</p>	<p><u>Indian Identity Board</u> - Children will create a mini poster or chart of India’s national symbols (flag, bird, flower, animal, emblem etc.).</p>
SEPTEMBER	Revision for First Terminal Examination	

ICT



APRIL	<p>Ch-1 Click, Type and Explore</p>	<p>Lab Activity 1- Draw and Color Parts of Computer Encourage creativity and recognition of computer parts.</p> <p>Lab Activity 2- Type Treasure (WordPad) How to use a WordPad for typing a letter</p>
MAY	<p>Ch-2 Input, Output and Storage Device</p> 	<p>Lab Activity 1- Device Detectives Mission</p> <ul style="list-style-type: none"> • Identify Input, Output and Storage devices. • Understand their functions. <p>Lab Activity 2- GCompris Chronos Challenge Teacher connects this with computer working order</p>
JULY	<p>Ch-3 Connecting the World</p> 	<p>Lab Activity 1- Explore the World (Google Chrome) Use of Google Chrome The computer help us connect to the world.</p> <p>Lab Activity 2- Good or Not So Good? (Class Discussion Game)</p> <ul style="list-style-type: none"> • Watching educational videos • Playing games all day
AUGUST	<p>Ch-4 Think, Check and Repeat</p> <p>Test Paper 1</p>	<p>Lab Activity 1- Logical Match Challenge, Coding Fun They think before clicking and check their answer. Improves reasoning and decision-making skills.</p> <p>Lab Activity 2- (Code.org) Students use drag and drop blocks. Use Repeat block to move character forward.</p>
SEPTEMBER	Revision for First Terminal Examination	

ART & CRAFT

	<u>Sketch file</u>	<u>Activity</u>	<u>Wings of Art</u>
APRIL	Geometric shapes Drawing complex object - A School, Castle	Creating a landscape using cut-out paper shapes (boat, fan, flower).	Book Page no. - 8,13,15,36
MAY	<ul style="list-style-type: none"> • Basic figures of Warli art • Bicycle drawing 	Mother's Day sunshine card craft.	Book Page no. - 3,4,5,6
JULY	<ul style="list-style-type: none"> • Beach scene • Park scene 	Making Boat using paper folding techniques.	Book Page no. - 11, 12 17, 30
AUGUST	<ul style="list-style-type: none"> • Drawing the National Bird • National Flower 	<u>Tricolor</u> <u>Wristbands</u> -Making badges or bands for Independence Day.	Book Page no. - 7,9,14
SEPTEMBER	Revision for First Terminal Examination		





VALUE EDUCATION



APRIL	<ul style="list-style-type: none"> • Manners Make Me Shine • Tables Manners Matter • Dress Smart, Feel Bright • Healthy Habits, Great Life <div style="text-align: center;">  </div>	<p><u>Table Manners Role Play</u>-The teacher will arrange a table with proper table-setting items and prepare scenario cards based on table manners (e.g., using a napkin properly, chewing with mouth closed, passing food politely). Students will pick one card, read the situation, and explain or demonstrate the correct table manner.</p>
MAY	<ul style="list-style-type: none"> • Fit Body, Happy Me • Power Of Self Discipline • Our Class, Our Promise 	<p><u>Fitness Relay Race</u>-Students will participate in a fun relay race including activities like jumping jacks, hopping, and skipping. The activity promotes physical fitness, teamwork, and awareness of healthy habits.</p>
JULY	<ul style="list-style-type: none"> • Phone Time, Right Time • Emergency Numbers and Me • Safe Roads, Smart Kids • I Believe In Myself 	<p><u>Role Play – Telephone Conversation</u>-Students will participate in a role play where one student acts as the caller and another as the receiver. This activity helps develop communication skills and proper telephone etiquette.</p>
AUGUST	<ul style="list-style-type: none"> • Online Safety For Kids • Be On Time, Every Time • Clean Habits, Bright Life <div style="text-align: center;">  </div>	<p><u>Online Safety Game</u>-The teacher will read out different online situations. Students will say “Safe” or “Unsafe” and briefly explain their choice, learning to identify safe online behavior.</p>

SECOND TERM

ENGLISH

OCTOBER	<u>Literature</u> L-5 The Mystery of Mum's Mobile Phone	<u>Grammar</u> Unit-8 Pronouns Unit-9 Doing Words Unit-12 Is, Are, Am + -ing	<u>Writing Skill</u> • My Ambition in Life • My Hobby
<u>Learning Goals</u>	<u>Subject Enrichment Activity (SEA)</u>	<u>Experiential Learning Activity (ELA)</u>	<u>Art Integrated Learning (AIL)</u>
Students will be able to – • Understand the correct and incorrect uses of mobile phone.	Students will bring picture / clay model of Mobile Phone and discuss advantages and disadvantages in the class.	Role Play Activity - Students will perform a skit on Mobile Phone Addiction.	Clay Modelling - Students will make mobile phone with clay.
NOVEMBER	<u>Literature</u> L-6 The New Boy Poem- The Swing	<u>Grammar</u> Unit-16 Connecting Words Unit- 18 Vocabulary (Compound Words, Synonyms, Antonyms)	<u>Writing Skill</u> • Our Family Garden • Our Classroom
<u>Learning Goals</u>	<u>Subject Enrichment Activity (SEA)</u>	<u>Experiential Learning Activity (ELA)</u>	<u>Art Integrated Learning (AIL)</u>
Students will learn to welcome and help new friend and understand feelings of others.	Students will speak 4-5 lines about their first day in the school.	Students will play pass the parcel game. Whosoever receives the parcel, has to tell how he/she feels about his/her bench mate.	Children will make a smiley face badge and wear it for the day.

<p style="text-align: center;">DECEMBER</p>	<p style="text-align: center;"><u>Literature</u> L-7 The Seeds Of Truth L-8 Bags! Bags! Bags!</p>	<p style="text-align: center;"><u>Grammar</u> Unit-15 Prepositions Unit-18 Vocabulary (Homophones, Professions) Unit-24 Thank You Note Unit-28 Picture Description</p>	<p style="text-align: center;"><u>Writing Skill</u></p> <ul style="list-style-type: none"> • A Life in a Village • A Visit to Zoo <div style="text-align: center;">  </div>
<p style="text-align: center;"><u>Learning Goals</u></p>	<p style="text-align: center;"><u>Subject Enrichment Activity (SEA)</u></p>	<p style="text-align: center;"><u>Experiential Learning Activity (ELA)</u></p>	<p style="text-align: center;"><u>Art Integrated Learning (AIL)</u></p>
<p>Students will be able to-</p> <ul style="list-style-type: none"> • Develop awareness about reducing, reusing, and recycling. • Show responsible behaviour by choosing eco-friendly habits. 	<p>Students will bring one handmade paper bag or cloth bag using old clothes and describe how plastic bags are harmful to us.</p>	<p>Teacher will tell the students to throw the wet waste in (green) and dry waste in (blue) bins.</p>	<p>Children will make a paper bag or bag with old clothes.</p> <div style="text-align: center;">  </div>
<p style="text-align: center;">JANUARY</p>	<p style="text-align: center;"><u>Literature</u> L-9 Raju Rides to School Poem- I Think I'd like to Get a Pet</p>	<p style="text-align: center;"><u>Grammar</u> Unit-14 How Words Unit-25 Dialogue Writing Unit-26 Letter Writing Unit-29 Paragraph Writing Revision 3 and 4</p>	<p style="text-align: center;"><u>Writing Skill</u></p> <ul style="list-style-type: none"> • How I Spend My Weekends • Visiting My Grandparents

<u>Learning Goals</u>	<u>Subject Enrichment Activity (SEA)</u>	<u>Experiential Learning Activity (ELA)</u>	<u>Art Integrated Learning (AIL)</u>
<p>Students will be able to-</p> <ul style="list-style-type: none"> Identify good values like kindness, courage, and helping others Show care for animals Understand the importance of helping them safely. 	<p>Students will talk about their best experience of riding a camel, elephant, horse, or yacht.</p> 	<p>Students will discuss how do they help their parents at home.</p>	<p>Students will create a rainy-day scene using drawing, pasting, or craft.</p> 
FEBRUARY	Revision for Final Terminal Examination		

Reading Routes (Only for Reading)

OCTOBER	The Cave That Talked
NOVEMBER	How Tuntuni Scared the Barber
DECEMBER	Hey Diddle Diddle



हिंदी



<u>अक्टूबर</u>	<u>पाठ्यपुस्तक</u> पाठ-6 ब्रूनो मिल गया कविता-12 सतरंगी परियाँ मस्ती का समय - टोपीवाला और बंदर (पठन हेतु)	<u>व्याकरण</u> इकाई-9 विशेषण इकाई-11 समानार्थी शब्द	<u>रचनात्मक लेखन</u> • मस्ती का दिन- रविवार • जन्मदिन-एक यादगार दिन
<u>शिक्षण उद्देश्य</u>	<u>विषय संवर्धन</u> <u>गतिविधियाँ</u>	<u>अनुभवात्मक</u> <u>गतिविधियाँ</u>	<u>कला समेकित</u> <u>गतिविधि</u>
<ul style="list-style-type: none"> • पशु-प्रेम एवं करुणा की भावना का विकास होना एवं उसका महत्व समझना। • दया, संवेदनशीलता और सहानुभूति के भावों को समझना। • जिम्मेदारी की भावना का विकास होना। • मित्रता, लगाव और अपनापन जैसे मूल्यों को समझना। 	<p>इंद्रधनुष बनाओ और उस पर चार से पाँच पंक्तियाँ बोलो।</p> 	<p>प्यारा परिवार-इंसान और जानवर” बच्चे अपनी भावनाएँ और अनुभव साझा करेंगे कि अगर उनका पालतू खो जाए तो उन्हें कैसा लगेगा। फिर डिबेट करेंगे कि पालतू जानवर भी परिवार का हिस्सा होते हैं या सिर्फ दोस्त। इससे बच्चों को प्यार, जिम्मेदारी और दूसरों की भावनाओं को समझना सीखने को मिलेगा।</p>	<p>कक्षा में चिट्ठी लेखन गतिविधि के अंतर्गत बच्चों को चित्र बनाकर छोटी चिट्ठी लिखने का अभ्यास कराया जाएगा।</p> 
<u>नवंबर</u>	<u>पाठ्यपुस्तक</u> पाठ-5 मेरी उड़ान - मेरी पहचान पाठ-11 मुझे सोने दो मस्ती का समय-अकल की दवाई (पठन हेतु)-	<u>व्याकरण</u> इकाई-10 क्रिया, इकाई-12 विलोम शब्द	<u>रचनात्मक लेखन</u> • जल का महत्व • मेरा प्रिय खेल



<u>शिक्षण उद्देश्य</u>	<u>विषय संवर्धन गतिविधियाँ</u>	<u>अनुभवात्मक गतिविधियाँ</u>	<u>कला समेकित गतिविधि</u>
<ul style="list-style-type: none"> • अनुशासन एवं जिम्मेदारी की भावना का विकास होना। • सहयोग एवं मिल-जुलकर रहने के महत्व को समझना। • अच्छी आदतों के महत्व को समझना। • सही व्यवहार एवं सामाजिक मूल्यों का विकास होना। 	<p>सुनो – समझो – बताओ गतिविधि - शिक्षक द्वारा पाठ/कविता का एक छोटा भाग पढ़कर सुनाया जाएगा। इसके बाद बच्चे 3 सरल प्रश्नों के मौखिक उत्तर देंगे (जैसे-कहानी में कौन था? क्या हुआ? हमें क्या सीख मिली?)</p>	<p>नींद का जादू-समय पर सोना सीखें" बच्चे अपनी भावनाएँ और अनुभव साझा करेंगे कि समय पर न सोने पर कैसा लगता है।फिर डिबेट और चर्चा करेंगे कि समय पर सोना क्यों जरूरी है।इससे उन्हें नींद और अनुशासन का महत्व समझ आएगा।</p>	<p>भावों का वृक्ष-बच्चों को एक पेड़ का बड़ा चित्र बनाने को कहा जाएगा। पेड़ की पत्तियों पर बच्चे अच्छी आदतें/अच्छे भाव लिखेंगे या चित्र बनाएँगे, जैसे – प्यार , मदद , दया , मित्रता , अनुशासन, सम्मान आदि।</p>
<u>दिसंबर</u>	<p><u>पाठ्यपुस्तक</u> पाठ-9 पहले मैं-पहले मैं पाठ-13 चिड़िया ने सबको जगाया मस्ती का समय-मेरी बगिया(पठन हेतु)</p>	<p><u>व्याकरण</u> इकाई-13 दिन और महीने इकाई-14 चित्र वर्णन लेखन कौशल- अपठित गद्यांश</p>	<p><u>रचनात्मक लेखन</u></p> <ul style="list-style-type: none"> • मेरे जीवन का लक्ष्य • अगर मेरे पास जादुई छड़ी होती
<u>शिक्षण उद्देश्य</u>	<u>विषय संवर्धन गतिविधियाँ</u>	<u>अनुभवात्मक गतिविधियाँ</u>	<u>कला समेकित गतिविधि</u>
<ul style="list-style-type: none"> • मिल-जुलकर काम करना। • समझदारी से निर्णय लेना। • खेल के नियमों का पालन करना। 	<p>भूमिका-अभिनय-बच्चे कहानी के जानवरों (चिड़िया, मुर्गा, हाथी, बंदर, चूहा आदि) का अभिनय करेंगे। वे उनके बोलने के ढंग और हाव-भाव की नकल करेंगे कहानी को नाटक के रूप में प्रस्तुत करेंगे।</p>	<p>पहले मैं या हम सब?" छात्र कहानी सुनेंगे कि जल्दी करने से खेल रुका।बच्चे बात करेंगे कि नियम मानना क्यों जरूरी है।फिर छोटा गेम खेलेंगे और टीम में साथ काम करना सीखेंगे।</p>	<p>नारा लेखन-बच्चे अच्छे व्यवहार पर 2-3 नारे लिखकर बॉर्डर और चित्रों से सजाएँ।</p>

<p style="text-align: center;">जनवरी</p>	<p style="text-align: center;">पाठ्यपुस्तक पाठ-10 अध्यापिकाकी सीख पाठ-14 चलो , केक बनाएँ</p>	<p style="text-align: center;">व्याकरण इकाई-15 कहानी लेखन इकाई-16 गिनती पठन कौशल-चित्र वर्णन</p>	<p style="text-align: center;">रचनात्मक लेखन</p> <ul style="list-style-type: none"> • बसंत ऋतु • गणतंत्र दिवस
<p style="text-align: center;">शिक्षण उद्देश्य</p> <ul style="list-style-type: none"> • मिलकर काम करने से खुशी मिलना। • जिम्मेदारी निभाना। • समय का सही उपयोग करना। • बच्चों में सहयोग और मदद की भावना विकसित करना। 	<p style="text-align: center;">विषय संवर्धन गतिविधियाँ</p> <p>मदद का पेड़-बच्चे चार्ट पर एक पेड़ बनाएं। बच्चे पत्तियों पर लिखेंगे-“मैं घर में कैसे मदद करता/करती हूँ।”</p> <div style="text-align: center;">  </div>	<p style="text-align: center;">अनुभवात्मक गतिविधियाँ</p> <p>साथ चलो, साथ बढ़ो- बच्चे रोल-प्ले करेंगे- कुछ अकेले काम करेंगे और कुछ मिलकर काम करेंगे। फिर सभी मिलकर वही काम करेंगे और अनुभव साझा करेंगे। इससे बच्चे सीखेंगे कि सबके साथ मिलकर चलने से प्यार, सहयोग और दोस्ती बढ़ती है।</p>	<p style="text-align: center;">कला समेकित गतिविधि</p> <p>मेरा केक-बच्चे केक का चित्र बनाकर रंग भरेंगे। केक के भागों में मदद, मिल-जुलकर काम और खुशी लिखेंगे। ऐसा करने से बच्चों में मिलकर काम करने और खुशी बाँटने की समझ विकसित होगी।</p>
<p style="text-align: center;">फ़रवरी</p>	<p>वार्षिक परीक्षा की दोहराई</p>		







MATHS

OCTOBER	Unit-8 Division of Numbers Unit-12 Fractions		
<u>Learning Goals</u>	<u>Subject Enrichment Activity (SEA)</u>	<u>Experiential Learning Activity (ELA)</u>	<u>Art Integrated Learning (AIL)</u>
<p>Students will be able to -</p> <ul style="list-style-type: none"> • Understand division as equal sharing and grouping. • Divide small numbers using objects, pictures, and number lines. • Recognize simple fractions as equal parts of a whole ($\frac{1}{2}$, $\frac{1}{3}$, $\frac{1}{4}$) 	<p><u>Real-Life Story Sum</u> - Students will write any one word problem sum on A4 sheet and solve it. For eg. "Riya has 6 chocolates. She shares them equally with 3 friends." Teacher will ask related questions from the solved sum.</p>	<p><u>Equal Sharing Activity</u> - Students will be divided into groups and they will be asked to divide things like erasers, biscuits, pencils, toys etc. equally among their friends.</p>	<p><u>Paper Folding Activity</u> - Students will be asked to fold paper into 2 equal parts or 4 equal parts and colour and label each fraction.</p> 
NOVEMBER	Unit-9 Measurement, Tables 11 and 12		
<u>Learning Goals</u>	<u>Subject Enrichment Activity (SEA)</u>	<u>Experiential Learning Activity (ELA)</u>	<u>Art Integrated Learning (AIL)</u>
<p>Students will be able to -</p> <ul style="list-style-type: none"> • Compare objects using terms like longer/ shorter, heavier/ lighter, more/less. • Identify basic standard units . • Apply measurement concepts to daily life situations. 	<p><u>Think & Tell</u> - Teacher will show objects (or points to them) and asks conceptual questions. For eg. - Which is longer? Which is heavier? Which holds more?</p>	<p><u>Balance and Compare</u> - Students will use a simple balance to compare different objects.</p> 	<p><u>Paper Ruler Making</u> - Students will draw and decorate a paper ruler or mark hand spans or finger to understand that rulers help to measure length</p>

DECEMBER	Unit-10 Time Unit-6 Data Handling		
<u>Learning Goals</u>	<u>Subject Enrichment Activity (SEA)</u>	<u>Experiential Learning Activity (ELA)</u>	<u>Art Integrated Learning (AIL)</u>
<p>Students will be able to</p> <ul style="list-style-type: none"> • Read and tell time using o' clock, half past, quarter past and quarter to. • Interpret simple data to answer basic questions. • Develop observation and comparison skills through data collection. 	<p><u>My Daily Time Chart</u>-Students will list timings of their daily activities (wake up, school time, play time, sleep time) on A4 sheet with the help of clocks and teacher will ask questions related to time.</p>	<p><u>Clock Buddy Game</u>- Students will work in pairs. One student will show time on a paper clock and other students will read it loud.</p> 	<p><u>Drawing Clock</u> - Students will make a clock using disposable plate or any other material and show time using popsicle sticks (to show hands).</p>
JANUARY	Unit-11 Money		
<u>Learning Goals</u>	<u>Subject Enrichment Activity (SEA)</u>	<u>Experiential Learning Activity (ELA)</u>	<u>Art Integrated Learning (AIL)</u>
<p>Students will be able to-</p> <ul style="list-style-type: none"> • Identify Indian coins and currency notes. • Recognize the symbol of Rupees(₹). • Write amounts in figures and words. • Add and subtract simple amounts (without carry/borrow). 	<p><u>Classroom Market Activity</u>- Teacher will show some objects with price tag on it and students will buy the items with toy money and thus learn the addition and subtraction of money while shopping.</p>	<p><u>Bingo Activity</u>- Students will learn to make small amounts using different combinations of coins and notes.</p>	<p><u>Drawing Currency</u>- Students will draw and colour Indian coins and notes in their notebooks.</p> 
FEBRUARY	Revision for Final Terminal Examination		

EVS


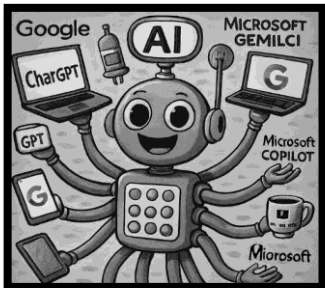

EVS			
OCTOBER	Ch-8 Eating with Timmy the Turtle Ch-17 Celebrating Festivals in India		
<u>Learning Goals</u>	<u>Subject Enrichment Activity (SEA)</u>	<u>Experiential Learning Activity (ELA)</u>	<u>Art Integrated Learning (AIL)</u>
Students will be able to- <ul style="list-style-type: none"> Recognize that some foods give energy while others help build the body. Understand that India celebrates many national and religious festivals. 	Students will discuss the importance of different Indian Festivals in class. 	The teacher will show pictures of food items (healthy/unhealthy) and students will name them and will speak 1-2 simple sentences about that food. 	<u>Festival Drawing-</u> Students will draw and color any items related to festival they celebrate at home. For e.g. - diya, rangoli, or kites in their notebook.
NOVEMBER	Ch-11 From seeds to Plants Ch-13 Air and Water: Nature's Duo		
<u>Learning Goals</u>	<u>Subject Enrichment Activity (SEA)</u>	<u>Experiential Learning Activity (ELA)</u>	<u>Art Integrated Learning (AIL)</u>
Students will be able to- <ul style="list-style-type: none"> Identify plant parts: Roots, stems, leaves, flowers and seeds. Understand the importance of keeping air and water clean for life. 	<u>Social & Environmental Awareness</u> - The teacher explains how plants grow from seeds and why plants are important for life and students will observe and learn how to care for plants.	The teacher discusses simple habits to prevent air and water pollution. 	Students will draw and colour things that need air and water. The teacher links the drawing to daily life examples.

DECEMBER	Ch-14 Exploring Seasons and Weather Ch-12 Animal Kingdom		
<u>Learning Goals</u>	<u>Subject Enrichment Activity (SEA)</u>	<u>Experiential Learning Activity (ELA)</u>	<u>Art Integrated Learning (AIL)</u>
Students will be able to- • Understand the five main seasons with their unique characteristics. • Students will be able to recognize the food habits of animals (herbivore, carnivore, omnivore)	Students will prepare a chart showing different animals from different category (herbivores, carnivores, omnivores etc.). They will also speak 4-5 simple sentences about each category.	Students will observe the weather for four days continuously and mark it on a chart and they will discuss the weather with their family.	The students will draw and colour any one favourite season showing related clothes, food and type of weather. 
JANUARY	Ch-15 Our Beautiful Galaxy Ch-17 Celebrating Festivals in India		
<u>Learning Goals</u>	<u>Subject Enrichment Activity (SEA)</u>	<u>Experiential Learning Activity (ELA)</u>	<u>Art Integrated Learning (AIL)</u>
Students will be able to- • Students will recognize about the different planets in our solar system. • They will recognise different types of festivals celebrated in India.	The teacher shows a chart of the sun, moon, and stars and explains how they give us light and help us to know day and night.	Festival Word Basket – The teacher will display word cards as hints (like lights, colours, flag, prayers), and students will guess the name of the festival related to the words.	Festival Flag Art – Students will draw and colour the national flag and speak 3-4 lines about the festival. on which national flag is hoisted.
FEBRUARY	Revision for Final Terminal Examination		

GENERAL KNOWLEDGE

OCTOBER	<p><u>GK-</u> Ch-27 Safety Checks, Ch-28 See My Body, Ch-37 Animal Yoga, Ch-42 Tick-Tock Clock, Ch-43 Racing Track</p> <p><u>Reasoning-</u> Unit-5 Analogy</p>	<p><u>Yoga with Animals-</u>Students perform simple animal-inspired yoga poses and guess the animal names. They learn about animals while staying physically active. The activity improves flexibility and concentration.</p>
NOVEMBER	<p><u>GK-</u> Ch-29 Airy-Airy, Ch-30 Fibre to Fabric, Ch-39 Sports Personalities, Ch-45 Music World</p> <p><u>Reasoning-</u> Unit-6 Coding-Decoding</p>	<p><u>Be a Sports Star-</u>Students choose a famous sportsperson and speak 2–3 lines about them. They can also act out a sport (batting, running, etc.). This builds confidence and awareness about sports personalities.</p>
DECEMBER	<p><u>GK-</u> Ch-31 Gadgets Guess, Ch-32 Home Builder, Ch-33 Healthy Food, Ch-34 Recycling, Ch-36 Games I Play, Ch-38 Fun to Play, Ch-40 My Sports Equipment, Ch-41 Lost Game</p> <p><u>Reasoning - Unit-7</u> Ranking Test</p>	<p>Students sort picture cards into indoor and outdoor games. They discuss the benefits of both types. This enhances understanding through participation.</p>
JANUARY	<p><u>GK-</u> Ch-44 My Bookmark, Ch-46 Number Champion, Ch-47 Cheeky Cartoons, Ch-48 Birthday Party, 21st Century Skills</p>	<p>Students draw their own cartoon character and give it a funny name and one special quality. They can share a short story about it. This encourages imagination and speaking skills.</p>
FEBRUARY	Revision for Final Terminal Examination	

ICT

OCTOBER	<p>Ch-5 Animation in ScratchJr</p> <p>Ch-6 How AI Learns AI Integration: Using Thing Translator</p> 	<p>Lab Activity 1: Make the Cat Move</p> <p>Steps:-Open ScratchJr. Select a character (Cat or any sprite)., Drag Green Flag block (start block)., Add Move Right block (3–4 times)., Click the green flag to see animation.</p> <p>Lab Activity 2: Exploring Thing Translator, Discussion – AI in Daily Life (Class Discussion) Where else do you see AI? (Phones, smart speakers, robots) How does AI help people?,</p>
NOVEMBER	<p>Ch-7 Fun with Robotic Toys</p> 	<p>Lab Activity 1: What is a Robotic Toy? Shows pictures or a short demo of: Toy robot, Remote control car, Talking robot doll</p> <p>Discussion Questions: What can this robot do? Does it think on its own?, Who gives it instructions?</p>
DECEMBER	<p>Ch-8 Too Much Screen Time</p> 	<p>Lab Activity 1: Good or Too Much? (Discussion Game) Teacher shows situations: ✓ 30 minutes of online study., Video call with grandparents ✗ Playing games for 4 hours., Watching videos late at night</p> <p>Lab Activity 2: Make a Daily Routine Chart Students open Paint and draw: Study time, Play time, Family time, Screen time</p>
JANUARY	Test Paper -2	
FEBRUARY	Revision for Final Terminal Examination	


ART & CRAFT

	<u>Sketch file</u>	<u>Activity</u>	<u>Wings of Art</u>
OCTOBER	<ul style="list-style-type: none"> • Bird on a branch scene • Dusshera scene 	3D Paper Diyas for Diwali.	Book Page no. – 10, 26, 31, 32
NOVEMBER	<ul style="list-style-type: none"> • Animals like giraffe or elephant • Still life drawing of Water Bottle 	Making animals/insects using thumb prints for Children's Day.	Book Page no. – 25, 34, 38, 39
DECEMBER	<ul style="list-style-type: none"> • Madhubani Art • Winter scene 	Cotton snowman- Making 3d snowman for Christmas using cotton balls and buttons.	Book Page no. - 16 28 ,37
JANUARY	<ul style="list-style-type: none"> • Rocket/Robot • Fruit Basket 	Tricolor bird wall hanging.	Book Page no. - 35 39,40
FEBRUARY	Revision for Final Terminal Examination		



VALUE EDUCATION

OCTOBER	<ul style="list-style-type: none"> • My Body, My Safety • Feelings Have Names • Friends Make Me Smile • Gifts Of The Almighty 	<p><u>Body Safety Awareness</u>-Students will watch a short PPT and live demonstration to learn about body safety, the “No-Go-Tell” rule, and the importance of speaking up.</p>
NOVEMBER	<ul style="list-style-type: none"> • Be A Buddy, Not A Bully • Love Our Earth • Plants Are Our Friends 	<p><u>Anti-Bullying Role Play</u>-The class will be divided into small groups. Each group will act out a scenario where a child is being bullied and demonstrate how to handle the situation positively.</p>
DECEMBER	<ul style="list-style-type: none"> • Animals Need Care Too • The Ant and The Grasshopper • I Take The First Step • Honesty Is The Best Policy 	<p><u>Animal Care Chart</u>-Students will create a chart showing different animals and how to take care of them, including what they eat, where they live, and how to keep them safe and healthy.</p>
JANUARY	<ul style="list-style-type: none"> • Right Touch, Wrong Touch • Castle of Values 	<p><u>Building Our Values Castle</u>-Students will fill a “Castle of Values” with the good values they have learned, like honesty, kindness, and sharing, and talk about why each one is important.</p>



ACADEMIC CALENDAR 2026-27

April 2026

S	M	T	W	T	F	S
			1	2	3	4
5	6	7	8	9	10	11
12	13	14	15	16	17	18
19	20	21	22	23	24	25
26	27	28	29	30		

Important Days

07 : World Health Day
14 : Baisakhi / Dr. B.R. Ambedkar Jayanti
22 : Earth Day
29 : International Dance Day

May 2026

S	M	T	W	T	F	S
					1	2
3	4	5	6	7	8	9
10	11	12	13	14	15	16
17	18	19	20	21	22	23
24	25	26	27	28	29	30
31						

Important Days

01 : International Labour Day
07 : World Athletics Day
10 : Mother's Day
23 : Buddha Purnima
31 : World No Tobacco Day

June 2026

S	M	T	W	T	F	S
	1	2	3	4	5	6
7	8	9	10	11	12	13
14	15	16	17	18	19	20
21	22	23	24	25	26	27
28	29	30				

Important Days

05 : World Environment Day
07 : World Food Safety Day
21 : Father's Day
21 : Int. Day of Yoga / World Music Day

July 2026

S	M	T	W	T	F	S
			1	2	3	4
5	6	7	8	9	10	11
12	13	14	15	16	17	18
19	20	21	22	23	24	25
26	27	28	29	30	31	

Important Days

01 : National Doctor's Day
03 : International Plastic Bag Free Day
28 : World Nature Conservation Day
29 : International Tiger Day

August 2026

S	M	T	W	T	F	S
						1
2	3	4	5	6	7	8
9	10	11	12	13	14	15
16	17	18	19	20	21	22
23	24	25	26	27	28	29
30	31					

Important Days

15 : Independence Day
19 : World Photography Day
28 : Raksha Bandhan / World Sanskrit Day
29 : National Sports Day

September 2026

S	M	T	W	T	F	S
		1	2	3	4	5
6	7	8	9	10	11	12
13	14	15	16	17	18	19
20	21	22	23	24	25	26
27	28	29	30			

Important Days

04 : Janmashtami
05 : Teacher's Day
08 : International Literacy Day
14 : Hindi Diwas

ACADEMIC CALENDAR 2026-27

October 2026

S	M	T	W	T	F	S
				1	2	3
<u>4</u>	5	6	7	8	9	10
<u>11</u>	12	13	14	15	16	17
<u>18</u>	19	20	21	22	23	24
<u>25</u>	26	27	28	29	30	31

Important Days

02 : Gandhi Jayanti / Lal Bahadur Shastri Jayanti
08 : Indian Air Force Day
11 : International Day of the Girl Child
20 : Dussehra
31 : National Unity Day

November 2026

S	M	T	W	T	F	S
<u>1</u>	2	3	4	5	6	7
<u>8</u>	9	10	11	12	13	14
<u>15</u>	16	17	18	19	20	21
<u>22</u>	23	24	25	26	27	28
<u>29</u>	30					

Important Days

08 : Diwali
11 : National Education Day
14 : Children's Day
24 : Guru Nanak Jayanti
26 : Constitution Day

December 2026

S	M	T	W	T	F	S
		1	2	3	4	5
<u>6</u>	7	8	9	10	11	12
<u>13</u>	14	15	16	17	18	19
<u>20</u>	21	22	23	24	25	26
<u>27</u>	28	29	30	31		

Important Days

02 : World Computer Literacy Day
04 : Indian Navy Day
14 : World Energy Conservation Day
22 : National Mathematics Day
25 : Christmas Day

January 2027

S	M	T	W	T	F	S
					1	2
<u>3</u>	4	5	6	7	8	9
<u>10</u>	11	12	13	14	15	16
<u>17</u>	18	19	20	21	22	23
<u>24</u>	25	26	27	28	29	30
<u>31</u>						

Important Days

10 : World Hindi Day
12 : National Youth Day
14 : Makar Sankranti / Pongal
15 : Indian Army Day
23 : Parakram Diwas
26 : Republic Day

February 2027

S	M	T	W	T	F	S
	1	2	3	4	5	6
<u>7</u>	8	9	10	11	12	13
<u>14</u>	15	16	17	18	19	20
<u>21</u>	22	23	24	25	26	27
<u>28</u>						

Important Days

11 : Basant Panchami
21 : International Mother Language Day
28 : National Science Day

March 2027

S	M	T	W	T	F	S
	1	2	3	4	5	6
<u>7</u>	8	9	10	11	12	13
<u>14</u>	15	16	17	18	19	20
<u>21</u>	22	23	24	25	26	27
<u>28</u>	29	30	31			

Important Days

06 : Maha Shivaratri
08 : International Women's Day
10 : Id-ul-Fitr (Moon subject)
22 : Holi
22 : World Water Day
26 : Good Friday

LIST OF HOLIDAYS 2026-27

14
APR
2026
Vaisakhi / Ambedkar Jayanti
Tuesday

27
MAY
2026
ID-UL-Zuha (Bakrid)
Wednesday

15
AUG
2026
Independence Day
Saturday

28
AUG
2026
Raksha Bandhan
Friday

04
SEP
2026
Janmashtami
Friday

02
OCT
2026
Mahatma Gandhi Jayanti
Friday

20
OCT
2026
Dussehra
Tuesday

29
OCT
2026
Karwa Chauth
Thursday

01
NOV
2026
Haryana Day
Sunday

24
NOV
2026
Guru Nanak Jayanti
Tuesday

25
DEC
2026
Christmas Day
Friday

26
JAN
2027
Republic Day
Tuesday

06
MAR
2027
Maha Shivratri
Saturday

10
MAR
2027
ID-UL-Fitar
Wednesday

22
MAR
2027
Holi
Monday

SUMMER VACATION

01 June — 30 June
2026

DEEPAWALI BREAK

08 Nov — 11 Nov
2026

WINTER BREAK

01 Jan — 15 Jan 2027

A LEARNER'S PROMISE

**I will learn with curiosity,
act with integrity,
respect others,
take responsibility,
and strive to be my best every day.**

