


# S D MEMORIAL SR. SEC. SCHOOL COMPREHENSIVE ACADEMIC PLANNER

SESSION: 2026-27

CLASS: LKG



## JOURNEY TO EXCELLENCE

*“Learning shapes essential life skills by nurturing curiosity, strengthening ambition and transforming effort into excellence empowering students to think critically, act responsibly and contribute confidently to an ever- evolving world.”*

# ACADEMIC ITINERARY

<b>CONTENT</b>	<b>PAGE NO.</b>
<b>OBJECTIVE &amp; ENRICHMENTS</b>	<b>1-3</b>
<b>HOLISTIC HABITS FOR LEARNER DEVELOPMENT</b>	<b>4</b>
<b>EVALUATION CRITERIA</b>	<b>5</b>
<b>RECOMMENDED TEXTBOOKS</b>	<b>6</b>
<b>TIME TABLE</b>	<b>7</b>
<b>FIRST TERM SYLLABUS</b>	
<b>ENGLISH</b>	<b>8-11</b>
<b>HINDI</b>	<b>12-15</b>
<b>MATHEMATICS</b>	<b>16-19</b>
<b>GENERAL KNOWLEDGE</b>	<b>20</b>
<b>ART AND CRAFT</b>	<b>21</b>
<b>VALUE EDUCATION</b>	<b>22</b>
<b>FINAL TERM SYLLABUS</b>	
<b>ENGLISH</b>	<b>23-26</b>
<b>HINDI</b>	<b>27-30</b>
<b>MATHEMATICS</b>	<b>31-34</b>
<b>GENERAL KNOWLEDGE</b>	<b>35</b>
<b>ART AND CRAFT</b>	<b>36</b>
<b>VALUE EDUCATION</b>	<b>37</b>
<b>CALENDAR</b>	<b>38-39</b>
<b>LIST OF HOLIDAYS</b>	<b>40</b>

## **THE CORE PURPOSE AND OBJECTIVE**

The Academic Planner is thoughtfully designed in alignment with the **National Education Policy (NEP) 2020** and the **National Curriculum Framework (NCF)** to support meaningful, structured, and future-ready learning.

It serves as a comprehensive guide for academic planning, enabling students and teachers to organize learning goals, classroom activities, assessments, and reflections in a systematic manner. The planner promotes a shift from rote learning to competency-based and experiential learning, encouraging students to understand concepts deeply and apply knowledge in real-life contexts.

A strong emphasis is placed on **Subject Enrichment Activities (SEA)**, **Experiential Learning Acquisition (ELA)**, and **Art Integrated Learning (AIL)**, which are seamlessly integrated into the curriculum to foster hands-on learning, creativity, aesthetic sensibility, critical thinking, and problem-solving skills.

The planner supports flexible teaching-learning practices, digital integration, inclusive education, and holistic development. Through continuous feedback, reflection, and month-wise planning, it aims to nurture confident, responsible, and lifelong learners prepared for academic excellence and future challenges.



# **ENRICHMENT OPPORTUNITIES WITHIN THE CURRICULUM**

Learning at our school is designed to extend beyond textbooks and classrooms, offering students enriching experiences that nurture curiosity, creativity, competence, and confidence. The curriculum integrates meaningful opportunities that promote active engagement, practical application, and holistic skill development in alignment with the vision of NEP 2020.

Students are provided with opportunities to develop academic understanding along with essential life skills through:

- **Project-Based and Inquiry-Based Learning:** Inquiry, collaboration, creativity, and presentation through real-world and interdisciplinary tasks.
- **Experiential and Hands-on Learning:** Hands-on activities, experiments, field visits, and practical exposure.
- **Art Integrated Learning (AIL):** Creative expression through visual and performing arts to strengthen concept clarity.
- **Technology and Digital Integration:** Use of digital tools and AI-enabled resources to build digital awareness and skills.
- **Communication and Language Skills:** Focus on speaking, listening, reading, writing, and vocabulary development.
- **Curricular and Co-curricular Engagement:** Building empathy, resilience, teamwork, leadership, and decision-making skills.
- **Environmental Awareness:** Promoting sustainability, conservation, and responsibility towards nature.
- **Co-curricular Engagement:** Participation in clubs, houses, competitions, sports, and community service.

These opportunities ensure holistic, learner-centric development and prepare students to become confident, adaptable, and responsible individuals.

## **Holistic Development Framework: Empowering Students Beyond Academics**

At SDMS, we are committed to maintaining high standards of excellence by nurturing every dimension of a child's development. Our student development initiatives are designed to complement academic learning while promoting confidence, competence, and character.



# Holistic Habits for Learner Development

1



## REGULARITY & PUNCTUALITY

Attend classes daily and arrive on time.

2

## PREPAREDNESS FOR LEARNING

Bring necessary materials and be ready to engage.



3



## PERSONAL HYGIENE & HEALTH AWARENESS

Practice cleanliness and prioritize well-being.

4

## COMMUNICATION & SPEAKING SKILLS

Express thoughts clearly and listen actively.



5



## HOMEWORK & SELF-STUDY DISCIPLINE

Complete assignments and review lessons consistently.

6

## POSITIVE BEHAVIOUR & VALUES

Show respect, kindness, and responsibility.



7



## PERSONALITY & CONFIDENCE BUILDING

Believe in abilities and embrace challenges.

8

## CONCEPT CLARITY, REFLECTION & FEEDBACK

Understand ideas, reflect on learning, and seek improvement.



# EVALUATION CRITERIA

(As per CBSE Foundational Stage Guidelines – NEP 2020 & NCF-FS 2022)

At the Montessori level, assessment is **continuous, observation-based, play-oriented, and child-centric**. There are **no formal written examinations**. Evaluation focuses on holistic growth through structured observation, classroom participation, and activity-based learning.

## Areas of Assessment

S. No.	Developmental Area	Focus Indicators	Mode of Assessment
1	Language Development	Vocabulary, listening & speaking skills, rhymes, simple expression	Classroom interaction, storytelling, recitation
2	Pre-Reading Skills	Recognition of letters, sound awareness, identification of uppercase and lowercase letters, picture reading, print awareness	Phonics activities, picture reading, oral responses
3	Pre-Writing Skills	Tracing of basic lines & patterns, pencil holding, strokes	Worksheets, tracing exercises, fine motor activities
4	Numeracy Skills	Pre-number skills, number recognition, shapes, counting of objects	Play-based activities, counting games, oral assessment
5	Cognitive Development	Matching, sorting, memory and recall ability, simple problem-solving	Activity-based tasks, observation
6	Social & Emotional Development	Sharing, cooperation, participation, classroom behaviour	Group activities, behavioural observation
7	Physical & Motor Skills	Gross & fine motor coordination, balance, movement	Yoga, dance, outdoor play
8	Creative & Aesthetic Development	Art expression, music, rhythm, imagination	Art & craft activities, music and movement

## Grading Scale (Descriptive & Developmental)

Grade Descriptor	Meaning
🌸 Blooming Beautifully	Excellent progress
🌸 Blooming Brightly	Very good progress
🌸 Blooming Gradually	Steady development
🌱 Nurturing in Progress	Needs gentle support

*This grading system promotes encouragement and individual progress without peer comparison.*

## Assessment Method & Reporting

Component	Details
Assessment Approach	Continuous & Comprehensive Evaluation (CCE)
Methodology	Continuous observation, activity-based evaluation, portfolio review, teacher interaction records
Written Exams	Not Applicable
Progress Review	Conducted twice a year (September & February)
Parent Involvement	Feedback shared during scheduled Parent-Teacher Meetings (PTMs)
Evaluation Focus	Individual growth, confidence, communication, creativity, and overall development

# SCHOOL RECOMMENDED TEXTBOOKS - CLASS LKG



**English**  
Amazing Cursive  
Phonic Reader(A)



**Hindi**  
स्वरों और व्यंजनों का लेखन  
धरोहर हिंदी पाठ्य पुस्तक



**Mathematics**  
Prime numbers 1 to 50



**Rhymes**  
Rhymes and बालगीत (B)



**Art & Craft**  
Wings of Art (B)  
Doodle Delights Level 2



**General Knowledge**  
Fun with Pictures



# LKG



## TIME TABLE OF THE BOOKS

**Students have to bring books as per the schedule given below:**

DAYS	ENGLISH	HINDI	MATHS	G.K.	DRAWING
MONDAY	Phonic Reader (A)	धरोहर पाठ्य पुस्तक		Fun with Pictures	
	Rhymes & बालगीत				
TUESDAY	Phonic Reader (A)	धरोहर - पाठ्य पुस्तक	-	Fun with Pictures	-
	Rhymes & बालगीत				
WEDNESDAY	Phonic Reader (A)	धरोहर - पाठ्य पुस्तक	Prime Numbers		Doodle Delights, Sketch File
	Rhymes & बालगीत	Rhymes & बालगीत			
	Amazing Cursive				
THURSDAY	Phonic Reader (A)	धरोहर पाठ्य पुस्तक	Prime Numbers	-	Doodle Delights, Wings of Art – B
	Amazing Cursive	स्वरोँ और व्यंजनों का लेखन			
FRIDAY	Phonic Reader (A)	धरोहर पाठ्य पुस्तक	Prime Numbers		-
		स्वरोँ और व्यंजनों का लेखन			



**Engaging Learning Exercises:** Exercises such as Look and write, Fill in the blanks, Look and match, Encircle the correct letter, Complete the Series, Dictation and creative activities related to all the letters will be included in the curriculum in accordance with the National Education Policy 2020 (NEP 20)





<p><b>Language Proficiency</b></p>	<p><b>Poems for Recitation</b></p> <ul style="list-style-type: none"> <li>Morning prayer</li> <li>Little Miss Muffet</li> </ul> <p>Page No.- 2 and 4</p>	
<p><b>Literacy skills</b></p>	<p><b>Phonic Reader-</b></p> <p>Page no.- 10 to 21</p>	
<p><b>Writing Proficiency</b></p>	<ul style="list-style-type: none"> <li><b>Notebook</b> – Different Patterns of Strokes ( --/) Curve (<i>f</i>)</li> <li><b>Small letters</b> -<i>c, e, a, d, b, f</i></li> </ul> <p><b>Amazing Cursive-</b> Page No.- 2, 3, 4, 7, 9, 11, 13, 15</p>	

**Educational Approach**




Learning Goals	Subject Enrichment Activities (SEA)	Experiential Learning Activities (ELA)	Art Integrated Learning (AIL)
<ul style="list-style-type: none"> <li>To strengthen foundational writing readiness and develop pencil control.</li> <li>To enhance accurate letter formation through sensory-based activities.</li> </ul>	<p><b>Paper Butterfly Creation-</b>The teacher will cut butterfly-shaped figures from coloured paper. The students will paste these figures into their notebooks, affix eyes, draw smiles, and design simple patterns on the wings.</p>	<p><b>Fun Stroke Play:</b> The teacher will demonstrate stroke and curve patterns using flash cards. The students will trace these patterns in sand or in the air, and through play they will form the letters <i>c</i> and <i>e</i>.</p>	<p><b>Oral Letter Activity-</b> The teacher will display colourful curved letters, and the students will identify <i>c, e,</i> and <i>d,</i> each accompanied by one word.</p>



# May

<p><b>Language Proficiency</b></p>	<p><b>Poems for Recitation</b>          ■ Chubby Cheeks          Page No.- 4 and 11</p>	<p><b>Chubby Cheeks</b></p> 
<p><b>Literacy skills</b></p>	<p><b>Phonic Reader-</b>          Page no.- 10 to 21</p>	
<p><b>Writing Proficiency</b></p>	<p>■ <b>Notebook – Small letters</b> - g, h, i, j, k, l  <b>Amazing Cursive-</b> Page No.- 20, 22, 24, 26, 28, 30 and 32</p>	

## Educational Approach

<p><b>Learning Goals</b></p>	<p><b>Subject Enrichment Activities (SEA)</b></p>	<p><b>Experiential Learning Activities (ELA)</b></p>	<p><b>Art Integrated Learning (AIL)</b></p>
<p>➤ To foster confidence through structured storytelling and purposeful movement activities.</p> <p>➤ To foster creativity and imagination in literacy tasks.</p> 	<p>➤ <b>Handprint House:</b> The teacher will draw the outline of a house in the students' notebooks. The students will dip their fingers in paint and decorate the house with handprints or thumbprints. Afterwards, they will trace the lowercase letter <i>h</i> beneath the illustration and recite aloud: "<i>h for house.</i>"</p>	<p>➤ <b>Hide and Hunt:</b> The teacher hides picture cards or objects related to the letter <i>k</i> around the classroom. Students search for them, and upon finding an item, each child says aloud: "<i>k for kite,</i>" "<i>k for kangaroo,</i>" etc.</p> 	<p>➤ <b>Word Action Fun :</b> The teacher displays picture cards of words beginning with the letter <i>g</i> (such as <b>goat, grapes, guitar, and gift</b>). Students respond with actions related to each word—for example: jump like a goat or pretend to pick grapes.</p> 

# July

## Language Proficiency

### Poems for Recitation

- ▣ Teddy Bear Teddy Bear
  - ▣ Baa Baa Black Sheep
- Page No.- 8 and 10



## Literacy skills

### Phonic Reader

Page no.- 10 to 21



## Writing Proficiency

- ▣ Notebook – Small letters - m, n, o, p, q, r, s, t
- ▣ Amazing Cursive- Page No.- 33, 35, 37, 39, 41, 43, 45, 47, 48

## Educational Approach

<u>Learning Goals</u>	<u>Subject Enrichment Activities (SEA)</u>	<u>Experiential Learning Activities (ELA)</u>	<u>Art Integrated Learning (AIL)</u>
<p>➤ To encourage creativity and imagination while reinforcing literacy skills through interactive narrative exercises.</p>	<p>➤ <b>Happy Nest Pasting:</b> The teacher will draw or paste a nest picture, and students will paste small paper pieces, colour and decorate it, then trace the lowercase letter <i>n</i> neatly below the picture.</p>	<p>➤ <b>Rabbit Jump Fun:</b> The children will stand in a circle. The teacher will display a picture of a rabbit and clap once to gain their attention. On the clap, the children will hop like little rabbits around the circle and will say together, loudly and clearly: “<i>r for rabbit.</i>”</p>	<p>➤ <b>Wear and Say:</b> The teacher will provide props such as cap, scarf, or bag. The children will use the props to act as if they are wearing them and will speak simple sentences like “He wears a cap” or “She wears a scarf.”</p>

# August

<p><b>Language Proficiency</b></p>	<p><b>Poems for Recitation</b>          ■ My Body          Page No.- 16</p>	
<p><b>Literacy skills</b></p>	<p><b>Phonic Reader-</b>          Page no.- 10 to 21</p>	
<p><b>Writing Proficiency</b></p>	<p>■ <b>Notebook – Small letters</b> – u, v, w, x, y, z and a to z  <b>Amazing Cursive-</b> Page No. 50, 52, 54, 56, 58, 60, 62, 63</p>	

## Educational Approach

<b>Learning Goals</b>	<b>Subject Enrichment Activities (SEA)</b>	<b>Experiential Learning Activities (ELA)</b>	<b>Art Integrated Learning (AIL)</b>
<ul style="list-style-type: none"> <li>➤ To connect letters with their visual and tangible representations.</li> <li>➤ To relate letters to appropriate images and materials.</li> </ul>	<ul style="list-style-type: none"> <li>➤ <b>Wool Art:</b> The teacher will draw the letter W, and the children will paste small pieces of wool to form it. They will fill the entire outline to create a bright and attractive W, and will add colours or decorations to enhance the woolly letter.</li> </ul>	<ul style="list-style-type: none"> <li>➤ <b>Mystery Bag:</b> The teacher will place objects or picture cards beginning with the letter Y (such as yarn, yo-yo, yogurt, and a yellow ball) into a bag. The children will take turns selecting an item, saying its name aloud, and identifying that it begins with the letter Y.</li> </ul>	<ul style="list-style-type: none"> <li>➤ <b>Jump, Spin &amp; Speak:</b> Teacher calls out different fun actions such as “hop like a frog and tell your favourite food,” “twirl around and say your best friend’s name,” or “stretch your arms and share your favourite color.” Children do the action and share their answers aloud with the class.</li> </ul>

# September

## Revision for Practice Assignment



**अभ्यास** - चित्र देखकर अक्षर लिखो, सही अक्षर पर गोला लगाओ, चित्र देखकर सही अक्षर से मिलान करो, बाद में आने वाला अक्षर लिखो, क्रम को पूरा करो, रचनात्मक गतिविधि तथा श्रुतलेख आदि का अभ्यास करवाया जाएगा।



<p><b>काव्य - तरंग</b></p>	<p><b>कविताएँ</b></p> <ul style="list-style-type: none"> <li>हुआ सवेरा</li> <li>दो चूहे थे</li> <li>पृष्ठ संख्या - 3, 5</li> </ul>	<p>दो चूहे थे मोटे मोटे थे</p>
<p><b>वाचन</b></p>	<p><b>अभ्यास पुस्तिका</b> (धरोहर - हिंदी पाठ्य पुस्तक) पृष्ठ संख्या - 5 से 10 तक</p>	
<p><b>लेखन</b></p>	<ul style="list-style-type: none"> <li><b>कार्य पुस्तिका</b> - स्वर - उ, ऊ, अ, आ, इ, ई</li> <li><b>स्वरों और व्यंजनों का लेखन</b> पृष्ठ संख्या - 2 से 7 तक</li> </ul>	

**शैक्षिक दृष्टिकोण**

<b>शिक्षण उद्देश्य</b>	<b>विषय संवर्धन गतिविधियाँ</b>	<b>अनुभवात्मक गतिविधियाँ</b>	<b>कला समेकित गतिविधि</b>
<ul style="list-style-type: none"> <li>बच्चों को स्वर पहचानने और सही बोलने में मदद करना।</li> <li>संगीत और ताल के जरिए सीखने में रुचि और सक्रियता बढ़ाना।</li> </ul>	<ul style="list-style-type: none"> <li><b>अनार की कलात्मक सजावट</b>- बच्चों से उनकी नोटबुक में अनार की आकृति बनवाई जाएगी। वे लाल कागज़ के छोटे-छोटे टुकड़े चिपकाकर अनार को सुंदर ढंग से सजाएँगे और उसे आकर्षक रूप देंगे।</li> </ul>	<ul style="list-style-type: none"> <li><b>स्वर टोकरी खेल</b>- शिक्षक द्वारा एक टोकरी में स्वरों से संबंधित चित्र या वस्तुएँ रखी जाएँगी, जैसे अ-अनार, आ-आम, इ-इमली, ई-ईख, उ-उल्लू, ऊ-ऊँट। बच्चे बारी-बारी से चित्रों को पहचानेंगे और ताली बजाते हुए स्वर की ध्वनि निकालेंगे। उदाहरण के लिए: "अ से अनार," "उ से उल्लू।"</li> </ul>	<ul style="list-style-type: none"> <li><b>चलो स्वर ढूँढें</b>- शिक्षक द्वारा कक्षा में स्वरों के चित्र चिपकाए जाएँगे। जब कोई स्वर बोला जाएगा, जैसे "उ", तब बच्चे उस स्वर से संबंधित चित्र के पास जाकर खड़े हो जाएँगे।</li> </ul>
			<p>उ से उल्लू</p>




<p><b>काव्य - तरंग</b></p>	<p><b>कविताएँ</b>  <b>▣ सारी दुनिया गोल मटोल</b>  <b>पृष्ठ संख्या - 7</b></p> 
<p><b>वाचन</b></p>	<p><b>अभ्यास पुस्तिका</b>  <b>(धरोहर - हिंदी पाठ्य पुस्तक)</b>  <b>पृष्ठ संख्या - 5 से 10 तक</b></p> 
<p><b>लेखन</b></p>	<p><b>▣ कार्य पुस्तिका -</b>  <b>स्वर - ए, ऐ, ओ, औ, अं, अः</b></p> <p><b>▣ स्वरों और व्यंजनों का लेखन</b>  <b>पृष्ठ संख्या - 9 से 14 तक</b></p> 

<b>शैक्षिक दृष्टिकोण</b>			
<b>शिक्षण उद्देश्य</b>	<b>विषय संवर्धन गतिविधियाँ</b>	<b>अनुभवात्मक गतिविधियाँ</b>	<b>कला समेकित गतिविधि</b>
<ul style="list-style-type: none"> <li>▸ स्वरों की ध्वनि का सही रूप से उच्चारण करवाना।</li> <li>▸ सुनने और बोलने की क्षमता विकसित होगी। बच्चों को स्वर पहचानने और सही बोलने में मदद करना।</li> </ul>	<ul style="list-style-type: none"> <li>▸ रचनात्मक रंग गतिविधि- अध्यापिका द्वारा नोटबुक में अंगूर के गुच्छे का चित्र बनाया जाएगा। बच्चे रंगों की सहायता से उसे रुचि और उत्साहपूर्वक सजाएँगे।</li> </ul>	<ul style="list-style-type: none"> <li>▸ स्वर ज्ञान गतिविधि- अध्यापिका द्वारा कक्षा में ए, ऐ, ओ, औ, अं, अः से संबंधित वस्तुएँ और चित्र दिखाए जाएँगे। बच्चों को चित्र देखकर अनुमान लगाने के लिए कहा जाएगा कि यह किस स्वर से शुरू होता है। उन्हें सही उच्चारण करने और शब्दों को दोहराने के लिए प्रेरित किया जाएगा।</li> </ul>	<ul style="list-style-type: none"> <li>▸ शब्द माला खेल- अध्यापिका किसी एक स्वर का चयन करेगी और उससे संबंधित एक शब्द बोलेंगी, जैसे "ऐ से ऐनक।" इसके बाद बच्चे क्रमवार उसी स्वर से प्रारंभ होने वाले अन्य शब्द बोलेंगे, जैसे "ऐ से ऐरावत।"</li> </ul>
			

# जुलाई

<p><b>काव्य - तरंग</b></p>	<p><b>कविताएँ</b></p> <ul style="list-style-type: none"> <li>तितली रानी</li> <li>छुक छुक रेलगाड़ी</li> </ul> <p>पृष्ठ संख्या - 9, 11</p>	
<p><b>वाचन</b></p>	<p><b>अभ्यास पुस्तिका</b> (धरोहर - हिंदी पाठ्य पुस्तक)</p> <p>पृष्ठ संख्या - 5 से 10 तक</p>	
<p><b>लेखन</b></p>	<p><b>कार्य पुस्तिका -</b> स्वर - अ से अः तक (दोहराई) व्यंजन - क से ङ तक</p> <p><b>स्वरों और व्यंजनों का लेखन</b> पृष्ठ संख्या - 15 से 19 तक</p>	


## शैक्षिक दृष्टिकोण

शिक्षण उद्देश्य	विषय संवर्धन गतिविधियाँ	अनुभवात्मक गतिविधियाँ	कला समेकित गतिविधि
<ul style="list-style-type: none"> <li>कला व राइम से सीखना रोचक होगा।</li> <li>उनकी याददाश्त और ध्यान केंद्रित करने की क्षमता को बढ़ावा दिया जाएगा।</li> </ul>	<ul style="list-style-type: none"> <li><b>कागज का खेल -</b> अध्यापिका द्वारा रंगीन कागज़ को मोड़कर घर का चित्र बनाया जाएगा। बच्चे उस चित्र को अपनी नोटबुक में चिपकाएँगे और रंगों की सहायता से उसे सुंदर ढंग से सजाएँगे।</li> </ul>	<ul style="list-style-type: none"> <li><b>अक्षर-ध्वनि समन्वय खेल-</b> अध्यापिका बच्चों का ध्यान आकर्षित करने के लिए "घ... घ..." की ध्वनि सुनाएँगी। वह घड़ी का चित्र दिखाकर टिक-टिक की आवाज़ को सरल शब्दों में समझाएँगी। बच्चे हाथों से गोल-गोल घुमाने की क्रिया करते हुए घड़ी की सुई का अभिनय करेंगे।</li> </ul>	<ul style="list-style-type: none"> <li><b>अभिनय और नाटक गतिविधि-</b> अध्यापिका बच्चों को व्यंजन से संबंधित एक सरल और मधुर कविता सुनाएँगी, जैसे "क से कमल, पानी में खिला, सुंदर-सुंदर पंखुड़ी वाला" या "ख से खरगोश आया, उछल-कूद कर सबको भाया।" इसके पश्चात अध्यापिका कमल का चित्र या वास्तविक वस्तु दिखाकर बच्चों से पहचान करवाएँगी।</li> </ul>
			

# अगस्त

 <h2>काव्य - तरंग</h2>	<p><b>कविताएँ</b></p> <p>▣ शेर निराला हिम्मत वाला पृष्ठ संख्या - 17</p>	
 <h2>वाचन</h2>	<p><b>अभ्यास पुस्तिका</b> (धरोहर - हिंदी पाठ्य पुस्तक) पृष्ठ संख्या - 5 से 10 तक</p>	
 <h2>लेखन</h2>	<p>▣ <b>कार्य पुस्तिका</b> - व्यंजन - च से ण तक</p> <p>▣ <b>स्वरोँ और व्यंजनों का लेखन</b> पृष्ठ संख्या - 20 से 30 तक</p>	

## शैक्षिक दृष्टिकोण

शिक्षण उद्देश्य	विषय संवर्धन गतिविधियाँ	अनुभवात्मक गतिविधियाँ	कला समेकित गतिविधि
<ul style="list-style-type: none"> <li>▸ बच्चे अक्षर को संबंधित चित्र/वस्तु से जोड़ सकेंगे।</li> <li>▸ बच्चों की सूक्ष्म मोटर कौशल और श्रवण कौशल का विकास होगा।</li> </ul> 	<ul style="list-style-type: none"> <li>▸ अंगूठे की चित्रकला- अध्यापिका द्वारा नोटबुक में 'झ' से संबंधित चित्र, अर्थात् झंडा बनाया जाएगा और अंगूठे की छाप लगाने की सही विधि बताई जाएगी। इसके बाद बच्चों को विभिन्न रंग उपलब्ध कराए जाएँगे। बच्चे रंगों की सहायता से अंगूठे की छाप लगाकर चित्र को सजाएँगे।</li> </ul>	<ul style="list-style-type: none"> <li>▸ चलते-चलते च सीखें- अध्यापिका कक्षा में ज़मीन पर टेप या चॉक से एक घुमावदार रास्ता बनाएँगी। रास्ते के अलग-अलग पड़ावों पर 'च' से जुड़े चित्र चिपकाए जाएँगे, जैसे चिड़िया, चम्मच, चप्पल, चाँद। बच्चे एक-एक करके उस रास्ते पर चलेंगे, प्रत्येक पड़ाव पर रुककर चित्र को देखेंगे और "च... च..." की ध्वनि निकालते हुए उस चित्र का नाम बोलेंगे।</li> </ul>	<ul style="list-style-type: none"> <li>▸ चित्र देखो - व्यंजन लिखो- अध्यापिका बोर्ड पर विभिन्न चित्र चिपकाएँगी, जैसे चम्मच, छाता, जहाज़, टमाटर, ढोल आदि। प्रत्येक चित्र के सामने खाली स्थान छोड़ा जाएगा। बच्चे बारी-बारी से चित्र को पहचानेंगे और उसके अनुसार सही व्यंजन बोर्ड पर लिखेंगे। अध्यापिका बच्चों को अक्षर का सही आकार और ध्वनि स्पष्ट करने में मार्गदर्शन देंगी।</li> </ul>



## अभ्यास कार्य के लिए पुनरावृत्ति

# MATHEMATICS

**Engaging Learning Activities:-** Creative activities such as count and write, count and match, Encircle the correct number, What comes after, before, or between, Fill in the blanks, Circle the smallest/biggest number, Dictation will be taken to provide a holistic approach towards learning and reinforce both numeracy and literacy abilities.



**Modernised Class:-** Interactive multimedia aids will be used to make the class interesting

## WRITING PROFICIENCY

- Straight counting from 1 to 5.
- Prime Numbers Workbook: Page No.- 5 to 27



### ➤ Educational Approach:

**Learning Goals:** Students will be able to

- Build confidence in early maths learning
- To encourage focus and classroom participation

### **Subject Enrichment Activities (SEA):**

- **Fun with Stickers** - The teacher will give each child a worksheet with numbers 1 to 5 and a sheet of smiley or star stickers. She will demonstrate how to paste the correct number of stickers under each numeral. After that, the children will paste the matching stickers while counting aloud.

### **Experiential Learning Activities (ELA):**

- **Balloon number game** - The teacher will draw colorful balloons with numbers on the board and ask the children to count them aloud together. After that, one child will come to the board to circle or point to the correct number.

### **Art Integrated Learning (AIL):**

- **Roll and count** - The teacher will make the children sit in a circle and roll a dice one by one. The children will count the dots aloud together and say the number name. They will then show the number using their fingers and clap the same number of times.





## WRITING PROFICIENCY

- Straight counting from 1 to 10.
- Prime Numbers Workbook: Page No.- 28 to 43



### ➤ Educational Approach:

**Learning Goals:** Students will be able to

- To enhance listening and observation skills
- To recognize and identify numbers correctly

### **Subject Enrichment Activities (SEA):**

- **Tick the correct number-** The teacher will draw a row of dots in the notebook and write number options next to it. The children will carefully count the dots and then put a tick on the correct number that matches the quantity.

### **Experiential Learning Activities (ELA):**

- **My Little Number Tower -** The teacher will ask the children to sit in a circle and build a small tower using blocks. The children will add blocks one by one while counting aloud together. When the teacher says “Stop!”, the children will clap and happily check their tower.

### **Art Integrated Learning (AIL) :**

- **Speak & Stick Art Talk -** The teacher will give the children a simple picture outline, such as a sun, tree, flower, or animal, along with colorful paper bits or crayons. The children will decorate the picture freely. As they work, the teacher will ask simple oral questions like:

- “What color are you using?”
- “What is this picture?”
- “How many petals / leaves / dots did you add?”

Each child will then show their artwork and speak 1–2 lines.

- “This is a red flower.”
- “I used three stars.”





## WRITING PROFICIENCY

- Straight counting from 11 to 20.
- Reverse counting from 10 to 0.
- Prime Numbers Workbook:  
Page No.– 44 to 66



### ➤ Educational Approach:

**Learning Goals:** Students will be able to

- To relate numbers with their quantities
- To encourage confidence in oral expression

### **Subject Enrichment Activities (SEA):**

- **Match the Number Friends-** The teacher will draw or paste pictures such as dots, balls, or stars on the left side of the notebook and write numbers on the right side. The children will carefully count the pictures and then draw a line to match them with the correct number.

### **Experiential Learning Activities (ELA):**

- **Show, Say & Smile** - The teacher will happily show bright and colorful picture cards of animals, fruits, or objects. The children will look carefully and excitedly name what they see. They will then say the color or make the sound of the picture in one clear sentence.

### **Art Integrated Learning (AIL):**

- **Rip, Stick & Speak** - The teacher will give the children colored paper to tear into small pieces. The children will paste the pieces inside a simple outline, such as a circle, fruit, or letter. As they work, they will speak aloud sentences like “*I am pasting red paper.*” The teacher will ask simple questions to encourage them, for example:

- ❑ “Which color are you using?”
- ❑ “What are you making?”
- ❑ “Is it big or small?”





## WRITING PROFICIENCY

- Straight counting from 21 to 25.
- Reverse counting from 1 to 20.
- Prime Numbers Workbook:  
Page No.– 70 to 75



### ➤ Educational Approach:

**Learning Goals:** Students will be able to

- To relate numbers with their quantities
- To encourage confidence in oral expression

### **Subject Enrichment Activities (SEA):**


- **Match the Number Friends-** The teacher will paste pictures like dots, balls, or stars on the left side of the notebook and write numbers on the right. The children will count the pictures and draw a line to match them with the correct number.

### **Experiential Learning Activities (ELA):**

- **Show, Say & Smile** - The teacher will happily show bright and colorful picture cards of animals, fruits, or objects. Children will look carefully and excitedly name what they see. They will say the color or make the sound of the picture in one clear sentence.

### **Art Integrated Learning (AIL) :**

- **Rip, Stick & Speak** - The teacher will give colored paper to tear into small pieces. The children will paste them inside a simple outline while saying aloud “*I am pasting red paper*” The teacher will ask easy questions to encourage them.
  - “Which color are you using?”
  - “What are you making?”
  - “Is it big or small?”



September

*Revision for Practice  
Assignment*

# GENERAL KNOWLEDGE



- My Body Parts
- My Family
- Colours and Shapes
- My Classroom

## Learning Goals

- To help children identify different body parts by following simple verbal instructions.

## Activity Description

- **Mirror Game-** The teacher will demonstrate by touching a body part, such as the nose, ears, or hands. The children will imitate the action like a mirror and clearly say the name of the body part aloud.



- Fruits
- Vegetables
- Dry Fruits

## Learning Goals

- To identify different body parts by following verbal instructions.

## Activity Description

- **Fruit and Vegetable Tasting-** Students will sample small pieces of different fruits and vegetables. They will describe the taste, texture, and colour of each one.



- Pet animals
- Wild animals
- Water animals

## Learning Goals

- To understand the basic needs of pets, including food, water, and shelter.

## Activity Description

- **Pet Sound Game-** The teacher will play recordings of pet sounds, such as a dog barking or a cat meowing. The children will listen carefully, identify the animal, and then imitate the sound in a playful manner.



- Birds
- Insects
- Bathroom Rules
- Animals and their Homes

## Learning Goals

- To understand the basic characteristics of insects, including having six legs and wings.

## Activity Description

- **Nest Craft-** The children will use paper, cotton, and sticks to create a bird's nest. They will then place paper eggs inside the nest to complete the representation.



*Revision for Practice Assignment*




- **Doodle Delight:-** Page No. – 2,3,12,13
- **Wings of Art - B:-** Page No. – 3,4,19,21
- **Sketch File:-** Picture completion by joining the dots (Shapes).  
Peacock/Bird/Clown face made by Hand impression.



- **Doodle Delight:-** Page No. – 4, 5, 6 and 7
- **Wings of Art - B:-** Page No. – 6,7,9,20
- **Sketch File:-** To draw Box and Pencil by creative lines.



- **Doodle Delight:-**Page No. – 8, 9, 10, 11
- **Wings of Art - B:-** Page No. – 8, 12, 13
- **Sketch File:-** To draw Hut and Kite by shapes. Make different figures by thumb impression in book.



- **Doodle Delight:-**Page No. – 14, 15, 25, 26
- **Wings of Art - B:-** Page No. – 10,11,18,22
- **Sketch File:-** To draw 'Flute' by using shapes. Picture completion by Lady finger impression.



*Revision for Practice  
Assignment*



# VALUE EDUCATION



- ❑ Polite Power  
(page no. 3-4)
- ❑ Happy Manners  
(page no. 5-8)

## Learning Goals

- To develop habits of sharing and caring with peers.

## Activity Description

- **Magic Words Match-** The teacher shows flashcards with polite words—Please, Sorry, Thank You, Excuse Me. After reading each short situation, children select the right card and say the word aloud.



- ❑ Dining Decorum  
(page no. 9-10)
- ❑ Sparkle with Cleanliness  
(page no. 11-13)

## Learning Goals

- To maintain cleanliness in the surroundings.

## Activity Description

- **Dining Etiquette Play-** The teacher sets a small table with toy dishes. Each child brings a doll or teddy as a guest and practices table manners-saying *please* and *thank you*, using a napkin, chewing quietly, and not talking while eating.



- ❑ Healthy Eating  
Happy You  
(page no. 14-15)
- ❑ Self Nurturing  
(page no. 16-17)

## Learning Goals

- To understand that healthy foods help the body grow strong.

## Activity Description

- **My Healthy Lunch Box-**The teacher presents a lunch box image. Children sort food cards—fruits, vegetables, and junk food—by placing them inside or outside, while the teacher explains healthy choices.



- ❑ Classroom Culture  
(page no. 18-11)
- ❑ Time to Shine  
(page no. 20-21)
- ❑ Safety Guidelines  
(page no. 22-26)

## Learning Goals

- To develop memory and recall through music and actions.

## Activity Description



- **Rule and Rhythm time-** The teacher creates a short song of classroom rules. Children sing each line with actions, making the rules easy to learn and remember. For Example :

**Raise your hand → lift your hand high**






**Engaging Learning Exercises:-** Exercises such as Look and write, Fill in the blanks, Look and match, Encircle the correct letter, Complete the Series, Dictation and creative activities related to all the letters will be included in the curriculum in accordance with the National Education Policy 2020 (NEP 20)





<p><b>Language Proficiency</b></p>	<p><b>Poems for Recitation</b>          ■ Peter Peter, Pumpkin Eater          Page No.- 18</p> 
<p><b>Literacy skills</b></p>	<p><b>Phonic Reader-</b>          Page no.- 10 to 21</p> 
<p><b>Writing Proficiency</b></p>	<p>■ <b>Notebook</b> – Capital Letters – A, B, C, D, E, F  <b>Amazing Cursive-</b> Page No.- 8, 10, 12, 14, 16, 18</p>



**Educational Approach**

<b>Learning Goals</b>	<b>Subject Enrichment Activities (SEA)</b>	<b>Experiential Learning Activities (ELA)</b>	<b>Art Integrated Learning (AIL)</b>
<ul style="list-style-type: none"> <li>➤ To develop fine motor skills through pasting circles.</li> <li>➤ To encourage creativity and hand-eye coordination.</li> </ul> 	<ul style="list-style-type: none"> <li>➤ <b>Caterpillar with Circles:</b> The teacher will give the children small circle cut-outs. They will paste the circles in a line to make a caterpillar. They draw eyes, legs, and a smile using crayons.</li> </ul> 	<ul style="list-style-type: none"> <li>➤ <b>Letter Basket Sort:</b> The teacher keeps letter cut-outs and picture cards in a basket. Children pick one letter and match it with the correct picture.</li> </ul>	<ul style="list-style-type: none"> <li>➤ <b>Play letter formation activity:</b> The teacher will provide students with clay or dough. They will try to mould them into different letters.</li> </ul> 



# November

<p><b>Language Proficiency</b></p>	<p><b>Poems for Recitation</b></p> <ul style="list-style-type: none"> <li>▣ Ding Dong Bell</li> <li>▣ Little Jack Horner</li> </ul> <p>Page No.- 26, 28</p>	
<p><b>Literacy skills</b></p>	<p><b>Phonic Reader-</b></p> <p>Page no.- 22 to 33</p>	
<p><b>Writing Proficiency</b></p>	<ul style="list-style-type: none"> <li>▣ <u>Notebook</u> – <u>Capital Letters</u> – G, H, I, J, K, L</li> </ul> <p><b>Amazing Cursive-</b> Page No.- 21, 23, 25, 27,29, 31</p>	




## Educational Approach

<p><b>Learning Goals</b></p>	<p><b>Subject Enrichment Activities (SEA)</b></p>	<p><b>Experiential Learning Activities (ELA)</b></p>	<p><b>Art Integrated Learning (AIL)</b></p>
<ul style="list-style-type: none"> <li>➤ To pronounce letter sounds correctly.</li> <li>➤ To learn letters through play and hands-on activities.</li> </ul> 	<ul style="list-style-type: none"> <li>➤ <b>Kite Colour Splash:</b> The teacher will draw a kite in the notebook. Children will cut small colourful paper pieces and paste them neatly inside the kite outline. The teacher will help children trace the capital and lowercase K.</li> </ul>	<ul style="list-style-type: none"> <li>➤ <b>Letter Steps Fun:</b> The teacher will place letters of the alphabet on the floor in a path. Children walk along the path and say each letter aloud as they step on it, making letter learning fun and active.</li> </ul>	<ul style="list-style-type: none"> <li>➤ <b>Letter Art Fun:</b> Children will trace the given letter carefully with their fingers and crayons. They will paste different materials like cotton, paper bits, and crayon shavings onto the letter to decorate it creatively.</li> </ul> 

# December

<p><b>Language Proficiency</b></p>	<p><b>Poems for Recitation</b></p> <ul style="list-style-type: none"> <li>■ A Snowman</li> <li>■ Hello, Mr Bunny Rabbit</li> </ul> <p>Page No.- 14 and 22</p>	
<p><b>Literacy skills</b></p>	<p><b>Phonic Reader-</b></p> <p>Page no.- 34 to 51</p>	
<p><b>Writing Proficiency</b></p>	<ul style="list-style-type: none"> <li>■ <b>Notebook- Capital Letters-</b> M, N, O, P, Q, R, S, T, U</li> <li>■ <b>Amazing Cursive-</b> Pg No. 34, 36, 38, 40, 42, 44, 46</li> </ul>	

## Educational Approach

<u>Learning Goals</u>	<u>Subject Enrichment Activities (SEA)</u>	<u>Experiential Learning Activities (ELA)</u>	<u>Art Integrated Learning (AIL)</u>
<ul style="list-style-type: none"> <li>➤ To help children recognise and write letters through tactile experience.</li> <li>➤ To develop fine motor skills and hand-eye coordination.</li> </ul>	<ul style="list-style-type: none"> <li>➤ <b>Colourful Umbrella Fun:</b> The teacher provides a colourful half-circle cut-out for the umbrella top. Students paste the cut-out neatly in their notebook. After pasting, they draw a stick handle below the umbrella using crayons or a pencil.</li> </ul>	<ul style="list-style-type: none"> <li>➤ <b>Squishy Letters:</b> The teacher will arrange playdough for students to form letters. She will encourage them to create objects starting with the letter (e.g. "M for Mango)</li> </ul>	<ul style="list-style-type: none"> <li>➤ <b>Sandy Letters:</b> The teacher will show the letter (e.g., M) and pronounce it aloud. Then, the teacher will fill the tray with a thin layer of sand and demonstrate tracing the letter in the sand using a finger or stick.</li> </ul>
			

# January

## Language Proficiency

### Poems for Recitation

- Humpty Dumpty

Page No.- 20



## Literacy skills

### Phonic Reader-

Page no.- 52 to 61







## Writing Proficiency

- Notebook – Capital Letters – V, W, X, Y, Z

Amazing Cursive- Page No. 5,6, 49, 51, 53, 55, 57, 59, 61, 64

## Educational Approach

<u>Learning Goals</u>	<u>Subject Enrichment Activities (SEA)</u>	<u>Experiential Learning Activities (ELA)</u>	<u>Art Integrated Learning (AIL)</u>
<ul style="list-style-type: none"> <li>To encourage creativity and sensory learning.</li> <li>To associate letters with their shapes and sounds.</li> </ul> 	<ul style="list-style-type: none"> <li><b>Watermelon Magic:</b> The teacher will draw a half-circle of a watermelon in the notebook. Children use their fingers to paint the inside red. Then, they colour the outer edge green and make tiny black dots for the seeds.</li> </ul> 	<ul style="list-style-type: none"> <li><b>Letter Treasure Hunt :</b> The teacher hides letter cut-outs in the classroom. Children search for them and match each letter with the correct picture. This activity helps children recognise letters in a fun way.</li> </ul> 	<ul style="list-style-type: none"> <li><b>Fingerprint Letter Art:</b> Children fill the outline of a letter with fingerprints using paint or crayons. They dip their fingers in different colours and press them inside the letter shape.</li> </ul> 

# February

## Revision for Practice Assignment

# हिंदी

**अभ्यास** – चित्र देखकर अक्षर लिखो, सही अक्षर पर गोला लगाओ, चित्र देखकर सही अक्षर से मिलान करो, बाद में आने वाला अक्षर लिखो, क्रम को पूरा करो, रचनात्मक गतिविधि तथा श्रुतलेख आदि का अभ्यास करवाया जाएगा।



<p><b>काव्य - तरंग</b></p>	<p><b>कविताएँ</b></p> <ul style="list-style-type: none"> <li>एक चिड़िया के बच्चे चार</li> <li>पृष्ठ संख्या - 19</li> </ul>	
<p><b>वाचन कौशल</b></p>	<p><b>अभ्यास पुस्तिका</b> (धरोहर- हिंदी पाठ्य पुस्तक) पृष्ठ संख्या - 40 से 46 तक</p>	
<p><b>लेखन कौशल</b></p>	<p><b>कार्य पुस्तिका -</b> व्यंजन त से न तक <b>स्वरों और व्यंजनों का लेखन</b> पृष्ठ संख्या - 31 से 36 तक</p>	



## शैक्षिक दृष्टिकोण

शिक्षण उद्देश्य	विषय संवर्धन गतिविधियाँ	अनुभवात्मक गतिविधियाँ	कला समेकित गतिविधि																																									
<ul style="list-style-type: none"> <li>विद्यार्थी अक्षर और चित्र का सही मिलान कर सकेंगे।</li> <li>विद्यार्थियों में लेखन कौशल एवं अवलोकन क्षमता विकसित होगी।</li> </ul>	<p><b>अक्षर पहचान और उच्चारण :</b> अध्यापिका द्वारा नोटबुक में अलग-अलग चित्र बनवाए जाएँगे। जैसे – तबला, तलवार, थाली। बच्चे प्रत्येक चित्र को पहचानकर उसका सही प्रारंभिक अक्षर लिखेंगे।</p>	<p><b>ध्वनि पहचान चुनौती:</b> अध्यापिका द्वारा कक्षा में (त, थ, द, ध, न) के बड़े फ्लैश कार्ड रखे जाएँगे। संबंधित वस्तुएँ या चित्र दिखाए जाएँगे, जैसे – तबला, तलवार, थाली आदि। बच्चे वस्तु को देखकर उसे सही फ्लैश कार्ड के साथ मिलाएँगे।</p>	<p><b>अक्षर दौड़:</b> अध्यापिका द्वारा कक्षा या मैदान में अक्षर कार्ड रखे जाएँगे। वह जो भी अक्षर बोलेंगे, बच्चे उस अक्षर के कार्ड के पास जाकर खड़े हो जाएँगे।</p>																																									
<table border="1"> <tr><td></td><td>तरबूज</td><td>द</td><td>त</td><td>थ</td></tr> <tr><td></td><td>दवाई</td><td>द</td><td>थ</td><td>ध</td></tr> <tr><td></td><td>नल</td><td>त</td><td>ध</td><td>न</td></tr> <tr><td></td><td>धनुष</td><td>न</td><td>द</td><td>ध</td></tr> <tr><td></td><td>थर्मस</td><td>थ</td><td>न</td><td>त</td></tr> </table>		तरबूज	द	त	थ		दवाई	द	थ	ध		नल	त	ध	न		धनुष	न	द	ध		थर्मस	थ	न	त			<table border="1"> <tr> <td><b>त</b> </td> <td></td> <td><b>थ</b> </td> <td></td> </tr> <tr> <td></td> <td></td> <td></td> <td></td> </tr> <tr> <td></td> <td></td> <td></td> <td></td> </tr> <tr> <td></td> <td></td> <td></td> <td></td> </tr> </table>	<b>त</b> 		<b>थ</b> 													
	तरबूज	द	त	थ																																								
	दवाई	द	थ	ध																																								
	नल	त	ध	न																																								
	धनुष	न	द	ध																																								
	थर्मस	थ	न	त																																								
<b>त</b> 		<b>थ</b> 																																										

# नवंबर

<p><b>काव्य - तरंग</b></p>	<p><b>कविताएँ</b></p> <ul style="list-style-type: none"> <li>आलू बोला मुझको खालो</li> <li>देखो एक डाकिया आया</li> <li>पृष्ठ संख्या - 27, 29</li> </ul> 
<p><b>वाचन कौशल</b></p>	<p><b>अभ्यास पुस्तिका</b> (धरोहर-हिंदी पाठ्य पुस्तक) पृष्ठ संख्या - 47 से 53 तक</p> 
<p><b>लेखन कौशल</b></p>	<p><b>कार्य पुस्तिका -</b> व्यंजन - प से म तक <b>स्वरों और व्यंजनों का लेखन</b> पृष्ठ संख्या - 37 से 42 तक</p> 

## शैक्षिक दृष्टिकोण

शिक्षण उद्देश्य	विषय संवर्धन गतिविधियाँ	अनुभवात्मक गतिविधियाँ	कला समेकित गतिविधि
<ul style="list-style-type: none"> <li>सूक्ष्म मोटर कौशल का विकास होगा।</li> <li>रंगों के माध्यम से रचनात्मक अभिव्यक्ति विकसित होगी।</li> </ul> 	<ul style="list-style-type: none"> <li><b>बिंदु जोड़ो - मछली बनाओ :</b> नोटबुक में बिंदुओं की सहायता से मछली का आउटलाइन बनवाया जाएगा। बच्चों को बिंदुओं को जोड़कर मछली का चित्र पूरा करने के लिए कहा जाएगा। इसके बाद विद्यार्थी मछली को रंगों की सहायता से सुंदर तरीके से सजाएँगे।</li> </ul>	<ul style="list-style-type: none"> <li><b>कठपुतली अक्षर मस्ती”:</b> अध्यापिका हाथों की उँगलियों में कठपुतलियाँ बनाकर उन पर कुछ अक्षर जैसे (प, फ, ब, भ, म) लिखेंगी। अध्यापिका कठपुतलियों के माध्यम से अक्षरों का परिचय कराएँगी और बच्चे उन अक्षरों से शुरू होने वाले शब्द बताएँगे।</li> </ul>	<ul style="list-style-type: none"> <li><b>अक्षर चित्र - मिलान खेल:</b> अध्यापिका द्वारा बोर्ड पर कुछ अक्षर कटआउट्स व संबंधित चित्र (प फ ब भ म) चिपकाए जाएँगे। बच्चे उन चित्रों को सही अक्षरों के साथ मिलायेंगे।</li> </ul> 



# दिसंबर

## काव्य - तरंग

### कविताएँ

अहा टमाटर बड़ा मजेदार

- ▣ बंदर मामा
- ▣ पृष्ठ संख्या - 15, 23



## वाचन कौशल

### अभ्यास पुस्तिका

(धरोहर - हिंदी पाठ्य पुस्तक)

पृष्ठ संख्या - 54 से 65 तक



## लेखन कौशल

### कार्य पुस्तिका -

व्यंजन - य से ह तक  
स्वरों और व्यंजनों का लेखन

पृष्ठ संख्या - 43 से 51 तक



## शैक्षिक दृष्टिकोण

### शिक्षण उद्देश्य

- फाइन मोटर स्किल्स का विकास होगा।
- रंगों और आकार की पहचान होगी।

### विषय संवर्धन गतिविधियाँ

- लड्डू कला उत्सव: अध्यापिका बच्चों से पीले रंग के कागज़ को गोल आकार में कटवाकर उसे नोटबुक में चिपकवाएँगी, जिससे लड्डू का सुंदर चित्र तैयार होगा।

### अनुभवात्मक गतिविधियाँ

- बोलो और बताओ: अध्यापिका द्वारा बच्चों को व्यंजन अक्षर कार्डस (क्ष, त्र, ज्ञ, श्र) दिखाए जाएंगे। बच्चे अक्षर का सही नाम और उच्चारण करेंगे। इसके बाद बच्चे उसी अक्षर से जुड़ी कोई वस्तु या चित्र बताएंगे।

### कला समेकित गतिविधि

- शब्द माला खेल: इस गतिविधि में अध्यापिका बच्चों को एक शब्द बोलेंगी, जैसे - रथ। बच्चों को उस शब्द के पहले व्यंजन (र) की पहचान करनी होगी। फिर वे उसी व्यंजन ध्वनि से शुरू होने वाला दूसरा शब्द बोलेंगे, जैसे - रस्सी, रंग, रोटी आदि।





जनवरी

काव्य - तरंग

**कविताएँ**

- देश की सेवा
- पृष्ठ संख्या - 21



वाचन कौशल

**अभ्यास पुस्तिका**

(धरोहर - हिंदी पाठ्य पुस्तक)  
पृष्ठ संख्या - 66 से 69 तक



लेखन कौशल

**कार्य पुस्तिका -**

व्यंजन - क्ष से श्र तक

**स्वरोँ और व्यंजनों का लेखन**

पृष्ठ संख्या - 52 से 55 तक



**शैक्षिक दृष्टिकोण**

शिक्षण उद्देश्य	विषय संवर्धन गतिविधियाँ	अनुभवात्मक गतिविधियाँ	कला समेकित गतिविधि
<ul style="list-style-type: none"> <li>बच्चों के लेखन कौशल और रंग पहचानने में वृद्धि होगी।</li> <li>बच्चों को व्यंजन की पहचान में सहायता मिलेगी और वे सही उच्चारण भी सीखेंगे।</li> </ul>	<ul style="list-style-type: none"> <li><b>वर्ण पिटारा :</b> अध्यापिका द्वारा कार्य पुस्तिका में वर्णों से संबंधित चित्रों को दिखाया जाएगा और सही चित्रों को पहचान कर रंग भरने या मिलान करने के लिए कहा जाएगा।</li> </ul>	<ul style="list-style-type: none"> <li><b>अक्षर लेखन और रंगीन करना":</b> अध्यापिका द्वारा बच्चों को कुछ अक्षरों की वर्कशीट्स और रंगीन पेंसिलें दी जाएगी। बच्चे अक्षरों को ट्रेस करेंगे और अक्षरों को रंगीन करेंगे। अक्षर की पहचान - अध्यापिका द्वारा बच्चों को व्यंजन अक्षर कार्ड्स (क्ष, त्र, ज्ञ, श्र) दिखाए जाएंगे। बच्चे अक्षर का सही नाम और उसका उच्चारण करेंगे। इसके बाद बच्चे उसी अक्षर से जुड़ी कोई वस्तु या चित्र बताएँगे।</li> </ul>	<ul style="list-style-type: none"> <li><b>अक्षर छांटो गतिविधि:</b> अध्यापिका बच्चों को मिश्रित व्यंजन अक्षर कार्ड देंगी। कार्ड्स में विभिन्न व्यंजन तथा (क्ष, त्र, ज्ञ, श्र) शामिल होंगे। बच्चों को केवल (क्ष से श्र) तक के संयुक्त अक्षरों को पहचानकर अलग रखना होगा। अंत में बच्चे चुने गए अक्षरों का सही नाम और उच्चारण करेंगे।</li> </ul>



**अभ्यास कार्य के लिए पुनरावृत्ति**

# MATHEMATICS


**Engaging Learning Activities:-** Creative activities such as count and write, count and match, Encircle the correct number, what comes after, before, or between, Fill in the blanks, Circle the smallest/biggest number, Dictation will be taken to provide a holistic approach towards learning and reinforce both numeracy and literacy abilities.



**Modernised Class:-** Interactive multimedia aids will be used to make the class interesting

## WRITING PROFICIENCY

- ♣ Straight counting from 21 to 30
- ♣ Prime Numbers Workbook: Page No. 76 to 80



## Educational Approach:

**Learning Goals:** Students will be able to

- Improve counting skills from 21 to 30.
- Enhance memory, coordination, and concentration.

## Subject Enrichment Activities (SEA):

### ➤ Number Adventure Hop Game

The teacher will paste colourful number cards (21–30) on the floor. Children will play a “Number Safari” game. The teacher calls out a number, and the child jumps on the correct number while saying it aloud.

## Experiential Learning Activities (ELA):

### ➤ Magic Number Tower

Children will stack number blocks from 21 to 30 in the correct order. They will say each number aloud as they place the blocks.

### ➤ Art Integrated Learning (AIA):

#### Splash & Count Game

Children will use a spoon to fill a cup with water. With every spoonful, they will say one number from 21 to 30. This makes counting fun and hands-on learning engaging and joyful.



# November

## WRITING PROFICIENCY

- ♣ Straight counting from 31 to 35
- ♣ Prime Numbers Workbook: Page No. 82 to 86



### ➤ Educational Approach:

**Learning Goals:** Students will be able to

- Develop fine motor skills.
- Build confidence in numerical skills.

### Subject Enrichment Activities (SEA)

#### ➤ Magic Number Necklace Countdown

The teacher will give each child a colourful bead necklace (20 beads). Children will remove one bead at a time while saying numbers in reverse order (20 to 11). After removing each bead, they will say loudly.



### Experiential Learning Activities (ELA):

#### ➤ Pass the Number Power Ball

Children will stand in a circle. The teacher plays music, and the children pass the ball. When music stops, the child holding the ball will say the next number in sequence (31–40).



### Art Integrated Learning (AIA):

#### ➤ Water Drop Counting

The teacher will arrange transparent plastic cups with number labels. Each child will pour water using a spoon according to the number on the cup. For example, if the cup has the number 7 on it, the child will pour 7 spoonfuls of water while counting aloud.



## WRITING PROFICIENCY

- Straight counting from 31 to 40.
- Reverse counting from 20 to 0.
- Prime Numbers Workbook:  
Page No.– 87 to 92



### Educational Approach:

**Learning Goals:** Students will be able to

- Develop observation and speaking skills.
- Reinforce shapes learning through art and play.

### Subject Enrichment Activities (SEA):

#### ➤ Shape Treasure Hunt

The teacher will give the children a “Shape Explorer Card.”

Children will walk around the classroom and find real-life objects matching shapes (circle – clock, rectangle – board, triangle – sign, etc.). They will point, touch, and name each shape loudly and confidently.

### Experiential Learning Activities (ELA):

#### ➤ Shape Builder Challenge

Children will create houses, bridges, robots, or animals using:

- \* Shape cutouts
- \* Craft sticks
- \* Building blocks

Children will explain which shapes they used in their model


### Art Integrated Learning (AIA):

#### ➤ My Shape City College

Children will paste different-shape cutouts on chart paper to create a Shape City.

They will colour and decorate their artwork creatively.

After completion, children will present their work and name the shapes used in their picture.



# January

## WRITING PROFICIENCY

- Straight counting from 41 to 50.
- Ring the smallest number (1-30)
- Ring the biggest number (30-0)
- Prime Numbers Workbook:  
Page No.– 70 to 75



## Educational Approach:

**Learning Goals:** Students will be able to

- Develop number recognition and sequencing skills.
- Enhance fine motor skills through drawing and colouring

## Subject Enrichment Activities (SEA):

### Little Number Hunt

The teacher will place different number cards in front of the children (for example, 12, 15, 18). They will compare the numbers and identify the smallest number.



## Experiential Learning Activities (ELA):

### Tiny Number Treasure

The teacher will place number cards inside a “Mystery Box.” Each child will pick 3 cards from the box. Then, they will identify the smallest number among the three and circle or ring it.



## Art Integrated Learning (AIA):

### Thumbprint counting tree

The teacher will draw a big tree on the board. The children will make a thumbprint of fruits on the tree according to the given number. They will count loudly while making each print.

# February

## Revision for Practice Assignment

# GENERAL KNOWLEDGE

## October

- ❑ Food
- ❑ Flowers
- ❑ Seasons
- ❑ Games

### Learning Goals

- To develop speaking skills.

### Activity Description:

- **Dress for the Weather** - The teacher will show pictures of different seasons. Children will choose props and dress according to the season. They will say simple sentences like: "Summer is hot."

## November

- ❑ Means of Transport
- ❑ Kitchen Articles
- ❑ He wears
- ❑ She wears

### Learning Goals

- To identify different means of transport.

### Activity Description:

- **Where Does It Go?** - The teacher will draw three big circles on the board labelled Land, Water, and Air. Children will pick a picture card and paste it in the correct group. They will say simple sentences like: A car moves on land.

## December

- ❑ Electrical Appliance
- ❑ Stationery
- ❑ Action Words

### Learning Goals

- To improve listening and speaking skills

### Activity Description

**Do and Say** – The teacher will show action-word flashcards such as run, jump, clap, sit, stand, and laugh. Children will act and say the word loudly. For example, I am jumping.

## January

- ❑ Our Helpers
- ❑ Places of Worship
- ❑ Musical Instrument
- ❑ Animals and their Homes

### Learning Goals

- To understand the importance of helpers.

### Activity Description

- **Helper of the Day** - The teacher will show pictures of community helpers like a doctor, teacher, police officer, and firefighter. Children will dress using simple props (stethoscope, chalk, cap, badge). They will say sentences like: I am a doctor. I help sick people."

## February

*Revision for Practice Assignment*



## October

- **Doodle Delight:-** Page No. – 16, 17, 18, 19
- **Wings of Art -B:-**Page No. – 15, 24, 26
- **Sketch File:-** To draw 'Star' and 'Birthday cap' by using shapes.



## November

- **Doodle Delight:-** Page No. – 20, 21, 22, 23
- **Wings of Art - B:-** Page No. -5, 14, 16, 17
- **Sketch File:-** To draw 'Boat' and 'Fish' by using shapes.
- Picture completion by 'Bud Painting'



## December

- **Doodle Delight:-** Page No. – 24, 28, 29
- **Wings of Art - B:-** Page No. – 23, 25, 28, 29
- **Sketch File:-** To draw 'Balloon' and 'Lady Bug' by using shapes.
- Picture completion by 'Finger Impression'



## January

- **Doodle Delight:-** Page No. – 227, 30, 31, 32
- **Wings of Art - B:-** Page No. – 27, 30, 31, 32
- **Sketch File:-** To draw 'Ice cream' by using shapes.



## February

*Revision for Practice Assignment*



# VALUE EDUCATION

## October

- ❑ Safe Touch Rules
- ❑ Friendship Brings Happiness

### Learning Goals

- To build confidence while speaking in a group.

### Activity Description-

- **Token Exchange:** Children sit in a circle. One child says a friend's name and shares one kind action. Like- "I share my crayons with Riya." The teacher helps children speak in easy words and encourages clapping after each turn.

**Example:-** I play with Aman.

## November

- ❑ Gentleness
- ❑ Goodness Is Inside

### Learning Goals

- To build positive values like respect and appreciation.

### Activity Description –

- **Gratitude Chain:** The teacher draws a big flower on a chart. Each child gets one paper petal. When a child says one thank-you line (Thank You Teacher, Thank You Parents), the child passes the petal on the flower. Slowly, the flower becomes full and beautiful.

## December

- ❑ Generosity Matters
- ❑ Responsibilities
- ❑ Helping Others

### Learning Goals

- To improve social and emotional skills.

### Activity Description

- **Sharing Circle Time:** Children sit together in a circle while a basket filled with classroom items is passed around. Each child picks one item, shares it with a nearby friend, and politely says, "This is for you."

## January

- ❑ Tidy Environment
- ❑ Love For Nature

### Learning Goals

- To develop responsibilities by caring for their plants daily.

### Activity Description –

- **Little Gardeners:** Children will plant small seeds in paper cups filled with soil. With the teacher's help, they will water the seeds and place the cups near a sunny window. Each child will take care of their plant every day by watering it and talking to it. This will help them love and care for nature.

# ACADEMIC CALENDAR 2026-27

## April 2026

S	M	T	W	T	F	S
			1	2	3	4
5	6	7	8	9	10	11
12	13	14	15	16	17	18
19	20	21	22	23	24	25
26	27	28	29	30		

### Important Days

07 : World Health Day  
14 : Baisakhi / Dr. B.R. Ambedkar Jayanti  
22 : Earth Day  
29 : International Dance Day

## May 2026

S	M	T	W	T	F	S
					1	2
3	4	5	6	7	8	9
10	11	12	13	14	15	16
17	18	19	20	21	22	23
24	25	26	27	28	29	30
31						

### Important Days

01 : International Labour Day  
07 : World Athletics Day  
10 : Mother's Day  
23 : Buddha Purnima  
31 : World No Tobacco Day

## June 2026

S	M	T	W	T	F	S
	1	2	3	4	5	6
7	8	9	10	11	12	13
14	15	16	17	18	19	20
21	22	23	24	25	26	27
28	29	30				

### Important Days

05 : World Environment Day  
07 : World Food Safety Day  
21 : Father's Day  
21 : Int. Day of Yoga / World Music Day

## July 2026

S	M	T	W	T	F	S
			1	2	3	4
5	6	7	8	9	10	11
12	13	14	15	16	17	18
19	20	21	22	23	24	25
26	27	28	29	30	31	

### Important Days

01 : National Doctor's Day  
03 : International Plastic Bag Free Day  
28 : World Nature Conservation Day  
29 : International Tiger Day

## August 2026

S	M	T	W	T	F	S
						1
2	3	4	5	6	7	8
9	10	11	12	13	14	15
16	17	18	19	20	21	22
23	24	25	26	27	28	29
30	31					

### Important Days

15 : Independence Day  
19 : World Photography Day  
28 : Raksha Bandhan / World Sanskrit Day  
29 : National Sports Day

## September 2026

S	M	T	W	T	F	S
		1	2	3	4	5
6	7	8	9	10	11	12
13	14	15	16	17	18	19
20	21	22	23	24	25	26
27	28	29	30			

### Important Days

04 : Janmashtami  
05 : Teacher's Day  
08 : International Literacy Day  
14 : Hindi Diwas

# ACADEMIC CALENDAR 2026-27

## October 2026

S	M	T	W	T	F	S
				1	2	3
4	5	6	7	8	9	10
11	12	13	14	15	16	17
18	19	20	21	22	23	24
25	26	27	28	29	30	31

### Important Days

02 : Gandhi Jayanti / Lal Bahadur Shastri Jayanti  
 08 : Indian Air Force Day  
 11 : International Day of the Girl Child  
 20 : Dussehra  
 31 : National Unity Day

## November 2026

S	M	T	W	T	F	S
1	2	3	4	5	6	7
8	9	10	11	12	13	14
15	16	17	18	19	20	21
22	23	24	25	26	27	28
29	30					

### Important Days

08 : Diwali  
 11 : National Education Day  
 14 : Children's Day  
 24 : Guru Nanak Jayanti  
 26 : Constitution Day

## December 2026

S	M	T	W	T	F	S
		1	2	3	4	5
6	7	8	9	10	11	12
13	14	15	16	17	18	19
20	21	22	23	24	25	26
27	28	29	30	31		

### Important Days

02 : World Computer Literacy Day  
 04 : Indian Navy Day  
 14 : World Energy Conservation Day  
 22 : National Mathematics Day  
 25 : Christmas Day

## January 2027

S	M	T	W	T	F	S
					1	2
3	4	5	6	7	8	9
10	11	12	13	14	15	16
17	18	19	20	21	22	23
24	25	26	27	28	29	30
31						

### Important Days

10 : World Hindi Day  
 12 : National Youth Day  
 14 : Makar Sankranti / Pongal  
 15 : Indian Army Day  
 23 : Parakram Diwas  
 26 : Republic Day

## February 2027

S	M	T	W	T	F	S
	1	2	3	4	5	6
7	8	9	10	11	12	13
14	15	16	17	18	19	20
21	22	23	24	25	26	27
28						

### Important Days

11 : Basant Panchami  
 21 : International Mother Language Day  
 28 : National Science Day

## March 2027

S	M	T	W	T	F	S
	1	2	3	4	5	6
7	8	9	10	11	12	13
14	15	16	17	18	19	20
21	22	23	24	25	26	27
28	29	30	31			

### Important Days

06 : Maha Shivaratri  
 08 : International Women's Day  
 10 : Id-ul-Fitr (Moon subject)  
 22 : Holi  
 22 : World Water Day  
 26 : Good Friday

# LIST OF HOLIDAYS 2026-27

14

APR  
2026

**Vaisakhi / Ambedkar Jayanti**

Tuesday

27

MAY  
2026

**ID-UL-Zuha (Bakrid)**

Wednesday

15

AUG  
2026

**Independence Day**

Saturday

28

AUG  
2026

**Raksha Bandhan**

Friday

04

SEP  
2026

**Janmashtami**

Friday

02

OCT  
2026

**Mahatma Gandhi Jayanti**

Friday

20

OCT  
2026

**Dussehra**

Tuesday

29

OCT  
2026

**Karwa Chauth**

Thursday

01

NOV  
2026

**Haryana Day**

Sunday

24

NOV  
2026

**Guru Nanak Jayanti**

Tuesday

25

DEC  
2026

**Christmas Day**

Friday

26

JAN  
2027

**Republic Day**

Tuesday

06

MAR  
2027

**Maha Shivratri**

Saturday

10

MAR  
2027

**ID-UL-Fitar**

Wednesday

22

MAR  
2027

**Holi**

Monday

## SUMMER VACATION

01 June — 30 June  
2026

## DEEPAWALI BREAK

08 Nov — 11 Nov  
2026

## WINTER BREAK

01 Jan — 15 Jan 2027

# A LEARNER'S PROMISE

**I will learn with curiosity,  
act with integrity,  
respect others,  
take responsibility,  
and strive to be my best every day.**

