

**S D MEMORIAL SR. SEC. SCHOOL
COMPREHENSIVE ACADEMIC PLANNER**

SESSION: 2026-27

CLASS: NURSERY



JOURNEY TO EXCELLENCE

“Learning shapes essential life skills by nurturing curiosity, strengthening ambition and transforming effort into excellence empowering students to think critically ,act responsibly and contribute confidently to an ever- evolving world.”

ACADEMIC ITINERARY

CONTENT	PAGE NO.
OBJECTIVE & ENRICHMENTS	1-3
HOLISTIC HABITS FOR LEARNER DEVELOPMENT	4
EVALUATION CRITERIA	5
TEXTBOOK RECOMMENDATION	6
TIME TABLE	7-9
FIRST TERM SYLLABUS	
ENGLISH	10-13
HINDI	14
MATHEMATICS	15-18
GENERAL KNOWLEDGE	19
ART AND CRAFT	20
VALUE EDUCATION	21
FINAL TERM SYLLABUS	
ENGLISH	22-25
HINDI	26-29
MATHEMATICS	30-33
GENERAL KNOWLEDGE	34
ART AND CRAFT	35
VALUE EDUCATION	36
CALENDAR	37-38
LIST OF HOLIDAYS	39

THE CORE PURPOSE AND OBJECTIVE

The Academic Planner is thoughtfully designed in alignment with the **National Education Policy (NEP) 2020** and the **National Curriculum Framework (NCF)** to support meaningful, structured, and future-ready learning.

It serves as a comprehensive guide for academic planning, enabling students and teachers to organize learning goals, classroom activities, assessments, and reflections in a systematic manner. The planner promotes a shift from rote learning to competency-based and experiential learning, encouraging students to understand concepts deeply and apply knowledge in real-life contexts.

A strong emphasis is placed on **Subject Enrichment Activities (SEA)**, **Experiential Learning Acquisition (ELA)**, and **Art Integrated Learning (AIL)**, which are seamlessly integrated into the curriculum to foster hands-on learning, creativity, aesthetic sensibility, critical thinking, and problem-solving skills.

The planner supports flexible teaching-learning practices, digital integration, inclusive education, and holistic development. Through continuous feedback, reflection, and month-wise planning, it aims to nurture confident, responsible, and lifelong learners prepared for academic excellence and future challenges.



ENRICHMENT OPPORTUNITIES WITHIN THE CURRICULUM

Learning at our school is designed to extend beyond textbooks and classrooms, offering students enriching experiences that nurture curiosity, creativity, competence, and confidence. The curriculum integrates meaningful opportunities that promote active engagement, practical application, and holistic skill development in alignment with the vision of NEP 2020.

Students are provided with opportunities to develop academic understanding along with essential life skills through:

- **Project-Based and Inquiry-Based Learning:** Inquiry, collaboration, creativity, and presentation through real-world and interdisciplinary tasks.
- **Experiential and Hands-on Learning:** Hands-on activities, experiments, field visits, and practical exposure.
- **Art Integrated Learning (AIL):** Creative expression through visual and performing arts to strengthen concept clarity.
- **Technology and Digital Integration:** Use of digital tools and AI-enabled resources to build digital awareness and skills.
- **Communication and Language Skills:** Focus on speaking, listening, reading, writing, and vocabulary development.
- **Curricular and Co-curricular Engagement:** Building empathy, resilience, teamwork, leadership, and decision-making skills.
- **Environmental Awareness:** Promoting sustainability, conservation, and responsibility towards nature.
- **Co-curricular Engagement:** Participation in clubs, houses, competitions, sports, and community service.

These opportunities ensure holistic, learner-centric development and prepare students to become confident, adaptable, and responsible individuals.

Holistic Development Framework: Empowering Students Beyond Academics

At SDMS, we are committed to maintaining high standards of excellence by nurturing every dimension of a child's development. Our student development initiatives are designed to complement academic learning while promoting confidence, competence, and character.



Holistic Habits for Learner Development

1



REGULARITY & PUNCTUALITY

Attend classes daily and arrive on time.

2

PREPAREDNESS FOR LEARNING

Bring necessary materials and be ready to engage.



3



PERSONAL HYGIENE & HEALTH AWARENESS

Practice cleanliness and prioritize well-being.

4

COMMUNICATION & SPEAKING SKILLS

Express thoughts clearly and listen actively.



5



HOMEWORK & SELF-STUDY DISCIPLINE

Complete assignments and review lessons consistently.

6

POSITIVE BEHAVIOUR & VALUES

Show respect, kindness, and responsibility.



7



PERSONALITY & CONFIDENCE BUILDING

Believe in abilities and embrace challenges.

8

CONCEPT CLARITY, REFLECTION & FEEDBACK

Understand ideas, reflect on learning, and seek improvement.



EVALUATION CRITERIA

(As per CBSE Foundational Stage Guidelines – NEP 2020 & NCF-FS 2022)

At the Montessori level, assessment is **continuous, observation-based, play-oriented, and child-centric**. There are **no formal written examinations**. Evaluation focuses on holistic growth through structured observation, classroom participation, and activity-based learning.

Areas of Assessment

S. No.	Developmental Area	Focus Indicators	Mode of Assessment
1	Language Development	Vocabulary, listening & speaking skills, rhymes, simple expression	Classroom interaction, storytelling, recitation
2	Pre-Reading Skills	Recognition of letters, beginning sound, picture reading, print awareness	Phonics activities, picture reading, oral responses
3	Pre-Writing Skills	Tracing of basic lines & patterns, pencil/crayon holding	Worksheets, tracing exercises, fine motor activities
4	Numeracy Skills	Pre-number skills, number recognition, shapes, counting of objects	Play-based activities, counting games, oral assessment
5	Cognitive Development	Matching, sorting, memory games, simple problem-solving	Activity-based tasks, observation
6	Social & Emotional Development	Sharing, cooperation, participation, classroom behaviour	Group activities, behavioural observation
7	Physical & Motor Skills	Gross & fine motor coordination, balance, movement	Yoga, dance, outdoor play
8	Creative & Aesthetic Development	Art expression, music, rhythm, imagination	Art & craft activities, music and movement

Grading Scale (Descriptive & Developmental)

Grade Descriptor	Meaning
🌸 Blooming Beautifully	Excellent progress
🌸 Blooming Brightly	Very good progress
🌸 Blooming Gradually	Steady development
🌱 Nurturing in Progress	Needs gentle support

This grading system promotes encouragement and individual progress without peer comparison.

Assessment Method & Reporting

Component	Details
Assessment Approach	Continuous & Comprehensive Evaluation (CCE)
Methodology	Continuous observation, activity-based evaluation, portfolio review, teacher interaction records
Written Exams	Not Applicable
Progress Review	Conducted twice a year (September & February)
Parent Involvement	Feedback shared during scheduled Parent-Teacher Meetings (PTMs)
Evaluation Focus	Individual growth, confidence, communication, creativity, and overall development

SCHOOL RECOMMENDED TEXTBOOKS - CLASS NURSERY



English
Patterns with Patsy
Miracles - Alpha Hunt (A)



Hindi
स्वर परचिय (A)



Mathematics
Numbers 1 to 20



Rhymes
Rhymes & बालगीत (A)



General Knowledge
G K with Gina



Art & Craft
Doodle Delights Level -1
Wings of Art (A)



NURSERY

TIME TABLE OF THE BOOKS

APRIL

Students have to bring books as per the schedule given below:

DAYS	PATTERNS WITH PATSY	ENGLISH	MATHS	G.K.	DRAWING
MONDAY	Patterns with Patsy	Rhymes & बालगीत (A)		G.K. with Gina	-
TUESDAY	Patterns with Patsy	Rhymes & बालगीत (A)		-	
WEDNESDAY	-	Miracles Alpha Hunt (A)		-	Wings of Art (A)
		Rhymes & बालगीत (A)			Sketch File
THURSDAY		Miracles Alpha Hunt (A)	Numbers 1 to 20		Doodle Delights
					Sketch File
FRIDAY	Patterns with Patsy	-	Numbers 1 to 20		-

TIME TABLE OF THE BOOKS

MAY TO SEPTEMBER

Students have to bring books as per the schedule given below:

DAYS	PATTERNS WITH PATSY	ENGLISH	MATHS	G.K.	DRAWING					
MONDAY	Patterns with Patsy	Miracles Alpha Hunt (A)	-	G.K. with Gina	-					
		Rhymes & बालगीत (A)								
TUESDAY	Patterns with Patsy	Miracles Alpha Hunt (A)		-		G.K. with Gina	-			
		Rhymes & बालगीत (A)								
WEDNESDAY	-	Miracles Alpha Hunt (A)				-		-	Wings of Art (A)	
		Rhymes & बालगीत (A)							Sketch File	
THURSDAY		-	Miracles Alpha Hunt (A)		Numbers 1 to 20				-	Doodle Delights
										Sketch File
FRIDAY			Patterns with Patsy	Miracles Alpha Hunt (A)	Numbers 1 to 20					-

TIME TABLE OF THE BOOKS

OCTOBER TO FEBRUARY

Students have to bring books as per the schedule given below:

DAYS	ENGLISH	HINDI	MATHS	G.K	DRAWING
MONDAY	Miracles Alpha Hunt (A)	Rhymes & बालगीत (A)	-	G.K. with Gina	-
TUESDAY	Miracles Alpha Hunt (A)	Rhymes & बालगीत (A)		G.K. with Gina	-
WEDNESDAY	Miracles Alpha Hunt (A)	स्वर परिचय A	-	-	Wings of Art (A)
	Rhymes & बालगीत (A)				Sketch File
THURSDAY	Miracles Alpha Hunt (A)	स्वर परिचय A	Numbers 1 to 20	-	Doodle Delights
					Sketch File
FRIDAY	Miracles Alpha Hunt (A)	स्वर परिचय A	Numbers 1 to 20	-	-



Engaging Learning Exercises:- Exercises such as Look and write, Fill in the blanks, Look and match, Encircle the correct letter, Complete the Series, Dictation and creative activities related to all the letters will be included in the curriculum in accordance with the National Education Policy 2020 (NEP 20).





Modernised Class: Interactive multimedia aids will be used to make the class interesting.

<p>Language Proficiency</p>	<p>Poems for Recitation</p> <ul style="list-style-type: none"> Thank you God Johnny Johnny Yes Papa Page no.- 2, 4 	
<p>Literacy Skills</p>		
<p>Writing Proficiency</p>	<ul style="list-style-type: none"> Notebook – Strokes l , \, /, _ Miracles Alpha Hunt- Page No.- 1 to 4 Patterns with Patsy- Page No.- 5 to 17 	




Educational Approach

<u>Learning Goals</u>	<u>Subject Enrichment Activities (SEA)</u>	<u>Experiential Learning Activities (ELA)</u>	<u>Art Integrated Learning (AIL)</u>
<ul style="list-style-type: none"> ➤ Students will be able to recognize sleeping, standing, and slanting lines. ➤ To improve fine motor skills through wool pasting. 	<ul style="list-style-type: none"> ➤ Hut Shape Fun- The teacher will draw a hut using sleeping, standing, and slanting lines in the notebook. Children will paste wool on each line while naming the lines. They will say “H for Hut” and enjoy the hands-on activity. 	<ul style="list-style-type: none"> ➤ Finger Tracing in Sand/Salt Tray – The teacher will fill a tray with sand or salt and demonstrates drawing basic shapes/lines using a finger. Children will trace the shapes with their fingers while the teacher guides and encourages them. 	<ul style="list-style-type: none"> ➤ Talk About the Picture- The teacher will show a big colourful picture like (house, tree, sun). Children will look at the picture carefully. The teacher will ask questions: “What do you see?”, “What colour is this?”



May

<p>Language Proficiency</p>	<p>Poems for Recitation ♣ Rain, Rain Go Away Page No.- 6</p>	
<p>Literacy skills</p>	<p>Miracles Alpha Hunt- Page No. - 63, 103, 51, 4</p>	
<p>Writing Proficiency</p>	<ul style="list-style-type: none"> ❑ Notebook letters - L, T, I, H ❑ Miracles Alpha Hunt- Page No.- 64 to 66, 104 to 106, 52 to 54, 44 to 46 ❑ Patterns with Patsy- Page No.- 18 to 22 	



Educational Approach

Learning Goals	Subject Enrichment Activities (SEA)	Experiential Learning Activities (ELA)	Art Integrated Learning (AIL)
<ul style="list-style-type: none"> ➤ Children will be able to recognize letters and improve fine motor skills through tearing and pasting. ➤ To develop team work and basic construction skills. 	<ul style="list-style-type: none"> ➤ Tiny Hands Tree Art: The teacher will draw a tree outline in the notebook. Children will be given small green and brown paper pieces. They will tear the papers and paste them inside the tree outline to complete the picture. While working, children will repeat the sound “T – T – Tree.” 	<ul style="list-style-type: none"> ➤ Mystery Letter Box: The teacher will keep objects or picture cards related to L, T, H, and I (leaf, tree, hut, ice-cream) inside a box. Each child will take turns picking one item from the box and naming the object and its beginning sound, like “L for Leaf.” 	<ul style="list-style-type: none"> ➤ Happy Hut Builders: The teacher will provide building blocks to the children and show a picture of a hut. Children will work in small groups to build huts using the blocks. The teacher will guide teamwork and encourage creative construction. 



July

<p>Language Proficiency</p>	<p>Poems for Recitation</p> <ul style="list-style-type: none"> ♣ Jack and Jill ♣ Early to Bed <p>Page No.- 8 and 10</p>	
<p>Literacy skills</p>	<p>Miracles Alpha Hunt- Page No. 31, 35, 13, 59</p>	
<p>Writing Proficiency</p>	<ul style="list-style-type: none"> ■ Notebook letters - E, F, A, K ■ Miracles Alpha Hunt- Page No.- 32 to 38, 14 to 16, 52 to 54, 60 to 62 ■ Patterns with Patsy- Page No.-23 to 28 	



Educational Approach

Learning Goals	Subject Enrichment Activities (SEA)	Experiential Learning Activities (ELA)	Art Integrated Learning (AIL)
<ul style="list-style-type: none"> ➤ To recognize letters and develop fine motor skills and sensory awareness. ➤ To improve gross motor skills and sound awareness. 	<p>➤ Finger Fish Fun: The teacher will draw a fish outline in the notebook. Children will dip their finger in colour and make finger impressions inside the fish. The teacher will guide them to work neatly and enjoy the activity.</p>	<p>➤ Happy A Game: Children will pass a toy apple while music plays. When the music stops, the child holding the apple will say “A for Apple” and name other picture words of A (like ant, aeroplane, or alligator) shown by the teacher. Everyone will repeat the sounds together.</p>	<p>➤ Ribbon Dance Art with K: The teacher will give colourful ribbon streamers to the children. Children will move and dance freely like flying kites while holding the ribbons. When the music stops, they will say “K for Kite” and make kite shapes in the air with their ribbons.</p>
			

August

<p>Language Proficiency</p>	<p>Poems for Recitation ♣ Twinkle, Twinkle Little Star Page No.- 14</p> 
<p>Literacy skills</p>	<p>Miracles Alpha Hunt- Page No. 25, 17, 21, 39, 55</p> 
<p>Writing Proficiency</p>	<ul style="list-style-type: none"> ▣ Notebook letters - Curves) (, D, B, C, G, J, Revision A to L ▣ Miracles Alpha Hunt- Page No.- 18 to 20, 22 to 24, 26 to 28, 40 to 42, 56 to 58 ▣ Patterns with Patsv- Page No.- 38 to 44

Educational Approach






<u>Learning Goals</u>	<u>Subject Enrichment Activities (SEA)</u>	<u>Experiential Learning Activities (ELA)</u>	<u>Art Integrated Learning (AIL)</u>
<ul style="list-style-type: none"> ➤ To recognize letters and develop hand–eye coordination. ➤ To develop sound awareness and gross motor skills through music and movement. 	<ul style="list-style-type: none"> ➤ Bubble Balloon Print: The teacher will draw balloons in the notebook and show real balloons to introduce the letter sound. Children will make ear bud prints on the balloons. The teacher will encourage neat printing. 	<ul style="list-style-type: none"> ➤ Letter Adventure Game: The teacher will keep letter and picture cards (A–L) in a basket. Children will pick one card, say the letter sound and the group will repeat together. The teacher will encourage participation and joyful learning. 	<ul style="list-style-type: none"> ➤ Alphabet Music and Action: The teacher will play music while children move freely around the classroom. When the music stops, the teacher will show a picture card. Children will say the letter sound and perform a small action related to the picture (jump, clap, stretch, roar, etc.).

September

Revision for Practice Assignment



मौखिक कवितार्ये

अप्रैल	मई	जुलाई	अगस्त	सितम्बर
<ul style="list-style-type: none"> * अच्छे बच्चे * मछली रानी <p>पृष्ठ संख्या- 3, 5</p> 	<ul style="list-style-type: none"> * गुड़िया रानी <p>पृष्ठ संख्या- 7</p> 	<ul style="list-style-type: none"> * आलू कचालू * हाथी आया <p>पृष्ठ संख्या- 9, 11</p> 	<ul style="list-style-type: none"> * मोर <p>पृष्ठ संख्या- 19</p> 	<p>दोहराई</p> 



MATHEMATICS

Joyful Learning Activities: Creative activities such as count and write, count and match, Encircle the correct number, what comes after, Fill in the blanks, Complete the series, Dictation will be taken to provide a holistic approach towards learning and reinforce both numeracy and literacy abilities.



Modernised Class:- Interactive multimedia aids will be used to make the class interesting.

WRITING PROFICIENCY

- Pre Number Concepts
- Numbers (1, 7)
- **Numbers Workbook:-** Page no. 1 to 13, 30 to 32, 55 to 57



➤ Educational Approach:

Learning Goals:

- Students will be able to recognize, trace, and count the Number 7 through hands-on and visual activities.
- To develop number sense through hands-on and play-based activities.

Subject Enrichment Activities (SEA):

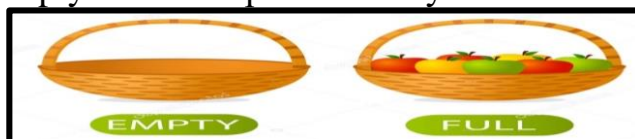
- **Rainbow Seven Fun:** The teacher will draw a rainbow and write number 7 in the notebook. Children will colour the rainbow while counting aloud from 1 to 7. The teacher will guide children to colour neatly and stay within the lines..

Experiential Learning Activities (ELA):

- **Spoon Ball Race:** The teacher will give each child a spoon and a small ball or pom-pom. Children will place the ball on the spoon and walk from the start to finish line without dropping it. At the end, they will count how many balls they carried or how many steps they took. The teacher will guide and cheer them on.

Art Integrated Learning (AIL):

- **Basket Play Art:** The teacher will draw two baskets on the chart paper. Children observe both baskets carefully. Children will paste paper balls in one basket to make it full. The other basket is left empty. Children point and say aloud: "Full basket" / "Empty basket".





WRITING PROFICIENCY

- Numbers (4, 0, 10)
- **Numbers Workbook:-** Page no. 42 to 44, 65 to 67




Educational Approach:

Learning Goals:

- Students will be able to develop fine motor skills through hand printing.
- To develop counting and number recognition skills.

Subject Enrichment Activities (SEA):

- **Two Hands Creation:** Children will make two hand impressions in their notebook and use them to create a butterfly or hen. They will count all 10 fingers aloud while making the art.



Experiential Learning Activities (ELA):

- **Fruit Basket Counting:** The teacher will place a few baskets around the classroom and give children artificial fruits. Children will pick fruits one by one, place them in the baskets, and count aloud as they go. The teacher will call out different numbers, such as “Place 3 fruits in this basket,” to encourage listening and counting skills. Children will also name the fruits while counting.

Art Integrated Learning (AIL):

- **Shape Rainbow:** The teacher will give children shapes like circles, triangles, and squares in different colours. Children will arrange the shapes on paper or a chart to make a rainbow pattern. As they place each shape, they will count aloud how many of each shape they used. The teacher will encourage children to name the shapes and colours while creating their rainbow.





WRITING PROFICIENCY

- Numbers (2, 3, 5, 6)
- Revision of Numbers, What Comes After, Dictation
- **Numbers Workbook:-** Page no. 33 to 41, 45 to 54



➤ Educational Approach:

Learning Goals:

- Students will be able to recognize, trace, and count the numbers 1 to 5 through hands-on and visual activities.
- To develop counting skills, colour recognition, and gross motor Coordination through active play.



Subject Enrichment Activities (SEA):

- **Mango Tree Count:** The teacher will draw a tree in the notebook. Children will paste 5 mango pictures on the tree while counting aloud from 1 to 5. The teacher will guide them to paste neatly and say the number of mangoes as they go.

Experiential Learning Activities (ELA):

- **Colour and Count Race:** The teacher will scatter coloured balls, blocks, or paper shapes on the floor. Children will be asked to collect a specific colour (for example, red) and bring it to a basket. After collecting, they will count the items aloud. The teacher can vary the number of items or colours to make the activity more fun and interactive.



Art Integrated Learning (AIL):

- **String the Numbers:** The teacher will give beads and a string to children. They will thread beads onto the string while counting aloud each bead. The teacher will guide children to say the numbers clearly and check that they are counting correctly.

August

WRITING PROFICIENCY

- Numbers (8, 9)
- Revision of number 1 to 10, What comes after, Complete the series, Dictation
- **Numbers Workbook:-** Page no. 58 to 64, 68 to 72



➤ Educational Approach:

Learning Goals:

- Students will be able to develop counting skills, Number Recognition and fine motor coordination.
- To develop counting skills and hand-eye coordination.

Subject Enrichment Activities (SEA):

- **Nine Little Flowers:** The teacher will draw a vase in the notebook. Children will paste 9 flowers on the vase while counting aloud from 1 to 9. The teacher will guide them to paste neatly and say the numbers aloud as they work.

Experiential Learning Activities (ELA):

- **Stack the Blocks:** The teacher will give children a set of blocks. Children will build small towers by stacking the blocks and count each block as they place it. The teacher will encourage them to make towers of different heights and count aloud together.

Art Integrated Learning (AIL):

- **Pom-Pom Number Fun:** The teacher will give children a set of coloured pom-poms. Children will count aloud the pom-poms in their hands or on the table, saying the numbers as they go. The teacher will encourage careful counting and help children recognize each number.



September

Revision for Practice Assignment

GENERAL KNOWLEDGE



- ❑ My self
- ❑ My Birthday
- ❑ My Body
- ❑ My Sweet Home

Learning Goals

- To name body parts and speak simple sentences.

Activity Description

- **Touch and Tell-** The teacher will call out a body part, and students will touch it and say its name aloud (for example: “This is my head”). Each child will get a turn, helping improve vocabulary and confidence.



- ❑ Colours
- ❑ My Family
- ❑ My School

Learning Goals

- To recognize basic colours and speak confidently.

Activity Description

- **Colour Talk Circle-** The teacher will show colourful flashcards or objects. Students will name the colour and say one thing of the same colour (for example: “Red – apple”). Each child will get a turn to speak.



- ❑ My Classroom
- ❑ Happy Times at School
- ❑ Fruits

Learning Goals

- To sort fruits and vegetables and name them aloud.

Activity Description

- **Sort and Say-** The teacher will give fruits and vegetables. Students will sort them into two baskets (Fruit / Vegetable) and say each name while placing it. This will help build vocabulary and thinking skills.



- ❑ Happy Times at Home
- ❑ Vegetables
- ❑ Means of Transport

Learning Goals

- To express choice and name vehicles confidently.

Activity Description

- **My Favourite Transport-** Students will look at vehicle pictures and choose their favourite one. Each child will say its name aloud and share one simple line. “My favourite transport is bus.” “I like car.”



Revision for Practice Assignment




- ▣ **Doodle Delight:** Page No. - 2 to 6
- ▣ **Wings of Art- A:** Page No. – 3 to 6
- ▣ **Sketch File :** Hand Impression, colouring the shapes




- ▣ **Doodle Delight:** Page No.- 7 to 10
- ▣ **Wings of Art- A:** Page No. – 7, 8, 11
- ▣ **Sketch File:** Picture completion by joining the dots (Hut, Pencil, Sun)



- ▣ **Doodle Delight:** Page No.- 11 to 14
- ▣ **Wings of Art - A:** Page No.- 9, 10, 12, 14
- ▣ **Sketch File:** To draw 'A Cap' by using shapes



- ▣ **Doodle Delight:** Page No.- 15 to 17, 27
- ▣ **Wings of Art- A:** Page No. – 13, 15, 17, 19, 22
- ▣ **Sketch File:** To draw 'A Boat' by using shapes



Revision for Practice Assignment



VALUE EDUCATION



- Magic Manners (Page No. 3-4)
- Rules for Happy Classroom (Page No. 14-15)

Learning Goals

- To help children learn and use gracious words like “please,” “sorry,” in daily situations..

Activity Description

- **Magic Words Song and Action Time-** The teacher will sing short, fun song on gracious words using simple actions. Children will repeat the words and copy the actions.



- Happy Mealtime Rules (Page No. 5 -6)
- Smart Food Choices (Page No. 11 - 13)

Learning Goals

- To children identify healthy and unhealthy foods and understand that healthy food makes our body strong.

Activity Description

- **Sort the Food (Healthy and Unhealthy)-** Teacher will introduce healthy and unhealthy foods with examples. Then, children will sort mixed food pictures into the correct baskets labelled “Healthy” or “Unhealthy.”



- Moral Story – Being Responsible (Page No. 30 - 31)
- Safe & Unsafe Touch (Page No. 22 - 23)
- Restroom Rules (Page No. 10)

Learning Goals

- To help children learn responsibility and organize their own things..

Activity Description

- **My Responsibility Box-** Children will keep their pencils, crayons, and toys in their own box and put everything back after use. This helps them learn to care for their belongings.



- Sharing Brings Joy (Page No. 32-33)
- Safety – Staying Safe Everywhere (Page No. 16 - 21)

Learning Goals

- To learn safe habits and practice correct actions.

Activity Description

- **Safety Rules Role Play-** Students will act out different safety situations such as crossing the road, wearing a helmet, not touching sharp objects. They will show the correct safe actions in each situation and will learn how to react in different situation.



FINAL TERM



Engaging Learning Exercises: Exercises such as Look and write, Fill in the blanks, Look and match, Encircle the correct letter, Complete the Series, Dictation and creative activities related to all the letters will be included in the curriculum in accordance with the National Education Policy 2020 (NEP 20).





Modernised Class: Interactive multimedia aids will be used to make the class interesting.

<p>Language Proficiency</p>	<p>Poems for Recitation</p> <ul style="list-style-type: none"> Ring-A-Ring O’ Roses One Two <p>Page no.- 16, 18</p>	
<p>Literacy Skills</p>	<p>Miracles Alpha Hunt-</p> <p>Page No. – 71, 75, 79 and 83</p>	
<p>Writing Proficiency</p>	<ul style="list-style-type: none"> Notebook letters – M, N, O, P Miracles Alpha Hunt- Page No.- 72 to 74, 76 to 78, 80 to 82, 84 to 86 	



Educational Approach

Learning Goals	Subject Enrichment Activities (SEA)	Experiential Learning Activities (ELA)	Art Integrated Learning (AIL)
<ul style="list-style-type: none"> Students will be able to recognize the letter and its sound while developing fine motor skills, hand–eye coordination. To identify beginning sounds of words. 	<ul style="list-style-type: none"> Cotton Dabbing Activity- The teacher will draw an orange in the notebook. Children will use cotton buds or small pieces of cotton to do orange colour dabbing inside the fruit. They will gently dip the cotton in paint and press it carefully to fill the orange neatly. 	<ul style="list-style-type: none"> Picture Sorting By Beginning Sound – The teacher will place different picture cards (apple, ball, cat, dog, etc.) on a table. Children will pick one card, say its name aloud, and place it in the correct sound basket according to its beginning sound. The teacher will guide them to repeat the sound clearly. 	<ul style="list-style-type: none"> Talk About the Picture- The teacher will show a big colourful picture like (house, tree, sun). Children will look at the picture carefully. The teacher will ask questions: “What do you see?”, “Which colour is this?”



November

<p>Language Proficiency</p>	<p>Poems for Recitation ♣ London Bridge Page No.- 20</p>	
<p>Literacy skills</p>	<p>Miracles Alpha Hunt Page No. - 91, 95, 99</p>	
<p>Writing Proficiency</p>	<ul style="list-style-type: none"> ▣ Notebook letters - Q, R, S, Revision of letter T ▣ Miracles Alpha Hunt- Page No.- 92 to 94, 96 to 98, 100 to 102 	



Educational Approach

Learning Goals	Subject Enrichment Activities (SEA)	Experiential Learning Activities (ELA)	Art Integrated Learning (AIL)
<ul style="list-style-type: none"> ➤ Children will be able to recognize letters and improve fine motor skills through tearing and pasting. ➤ To develop team work and basic construction skills. 	<ul style="list-style-type: none"> ➤ Curvy Snake Creation: The teacher will draw a simple snake outline in notebook. Children will tear small pieces of coloured paper and paste them inside the snake's body. They will carefully apply glue and fill the shape neatly. 	<ul style="list-style-type: none"> ➤ Find the Missing Letter: The teacher will arrange letter cards from A–T in sequence on the floor. One letter will be removed secretly. Children will observe carefully and guess which letter is missing. They will then place the correct letter in the proper position. 	<ul style="list-style-type: none"> ➤ Sound and Action Game: The teacher will say a letter sound aloud without showing the letter. Children will listen carefully and perform an action related to that sound (for example, /s/ – move like a snake, /b/ – pretend to bounce a ball, /t/ – tap like a drum). After performing the action, children will repeat the sound together.

December

<p>Language Proficiency</p>	<p>Poems for Recitation</p> <ul style="list-style-type: none"> ♣ Jingle Bells ♣ Cobbler, Cobbler <p>Page No.- 22 and 26</p> 
<p>Literacy skills</p>	<p>Miracles Alpha Hunt-</p> <p>Page No. 109, 113, 117, 121</p> 
<p>Writing Proficiency</p>	<ul style="list-style-type: none"> ▣ Notebook letters - U, V, W, X ▣ Miracles Alpha Hunt- Page No.- 110 to 112, 114 to 116, 118 to 120, 122 to 124

Educational Approach

<u>Learning Goals</u>	<u>Subject Enrichment Activities (SEA)</u>	<u>Experiential Learning Activities (ELA)</u>	<u>Art Integrated Learning (AIL)</u>
<ul style="list-style-type: none"> ➤ To recognize letters and develop fine motor skills and sensory awareness. ➤ To improve gross motor skills and sound awareness. 	<ul style="list-style-type: none"> ➤ Dot Paint Art Activity: The teacher will draw an umbrella along with a big letter U in the notebook. Children will make colourful thumb impressions or finger dots inside the umbrella to decorate it. They will carefully dip their thumb in paint and press it gently to make neat dots. 	<ul style="list-style-type: none"> ➤ Play Dough Letter Making: Children will roll, press, and shape play dough to form different letters. The teacher will model how to curve and join lines properly. Children will say the letter name and sound while forming it. 	<ul style="list-style-type: none"> ➤ Mystry Letter Box: The teacher will place a letter cut-out inside a box. One child at a time will be called to come forward and touch the letter inside the box without looking. The child will feel the shape carefully and try to guess the letter. After the guess, the teacher will take out the letter and show it to the class for confirmation.

January

Language Proficiency

Poems for Recitation

♣ Hickory, Dickory Dock

Page No.- 28

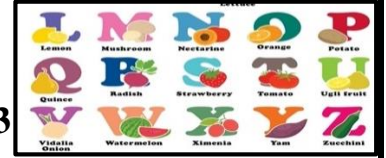
**HICKORY
DICKORY
DOCK**



Literacy skills

Miracles Alpha Hunt-

Page No. - 50 to 61, 129, 133





Writing Proficiency

▣ **Notebook letters** - Y, Z, Revision A to Z

▣ **Miracles Alpha Hunt-** Page No.- 130 to 132, 134 to 136

Educational Approach

<u>Learning Goals</u>	<u>Subject Enrichment Activities (SEA)</u>	<u>Experiential Learning Activities (ELA)</u>	<u>Art Integrated Learning (AIL)</u>
<ul style="list-style-type: none"> ➤ To recognize the letters and its sound while developing fine motor skills through a creative pasting activity. ➤ To develop sound awareness and gross motor skills through music and movement. 	<ul style="list-style-type: none"> ➤ Zebra Stripes: The teacher will paste a big white coloured letter Z in the notebook. Children will paste small black paper strips on the letter Z to make zebra stripes. While pasting, they will say the sound “zzz” aloud with the teacher. 	<ul style="list-style-type: none"> ➤ Alphabet Hopscotch: The teacher will write letters on the floor using chalk or place letter mats in a hopscotch pattern. Then she will call out a letter name or its sound. Children will carefully hop on the correct letter and say it aloud before returning to their place. 	<ul style="list-style-type: none"> ➤ Balloon Letter Hunt: The teacher will write different letters on the balloons. She will toss the balloons in the air, and children will clap once before catching a balloon. After catching it, the child will say the letter name and its sound. The teacher will encourage all to repeat the letter together.








February

Revision for Practice Assignment




अभ्यास – चित्र देखकर अक्षर लिखो, सही अक्षर पर गोला लगाओ, चित्र देखकर सही अक्षर से मिलान करो, बाद में आने वाला अक्षर लिखो, रचनात्मक गतिविधि तथा श्रुतलेख आदि का अभ्यास करवाया जाएगा।



 <p>काव्य - तरंग</p>	<p>कविताएँ</p> <ul style="list-style-type: none"> ✦ गुलाब का फूल ✦ बारिश आई <p>पृष्ठ संख्या - 17,19</p> 
 <p>वाचन</p>	<p>अभ्यास पुस्तिका</p> <p>पृष्ठ संख्या - -29, 30, 33,34, 09,10,13,14</p> <div style="display: flex; justify-content: space-around;"> <div data-bbox="1157 840 1316 1008">  </div> <div data-bbox="1324 840 1484 1008">  </div> </div>
 <p>लेखन</p>	<ul style="list-style-type: none"> ▣ कार्य पुस्तिका - उ, ऊ, अ, आ ▣ स्वर परिचय - पृष्ठसंख्या-31, 32, 35, 36, 11, 12, 15, 16 

शैक्षिक दृष्टिकोण

शिक्षण उद्देश्य	विषय संवर्धन गतिविधियाँ	अनुभवात्मक गतिविधियाँ	कला समेकित गतिविधि
<ul style="list-style-type: none"> ➤ बच्चों को स्वर पहचानने और सही बोलने में मदद करना। ➤ बच्चों में रंग पहचानने की क्षमता विकसित करना। 	<ul style="list-style-type: none"> ➤ अंगूठा छाप से अनार सजावट- अध्यापिका नोटबुक में अनार का चित्र बनाएंगी। बच्चे लाल रंग में अपने अंगूठे की छाप लगाकर अनार को सुंदर ढंग से सजाएँगे। इस गतिविधि के दौरान बच्चे रंग पहचानेंगे और सावधानी से छाप लगाना सीखेंगे। 	<ul style="list-style-type: none"> ➤ स्वर टोकरी खेल- शिक्षक द्वारा एक टोकरी में स्वरों से जुड़े चित्र या वस्तुएँ रखी जाएगी अ-अनार, आ-आम, इ-इमली, ई-ईख, उ-उल्लू, ऊ-ऊँट बच्चे बारी-बारी से चित्रों को पहचान कर ताली बजाते हुए स्वर की ध्वनि निकालेंगे। जैसे "अ से अनार", "उ से उल्लू" 	<ul style="list-style-type: none"> ➤ अनार बॉल खेल- अध्यापिका बच्चों को गोल घेरा बनाकर खड़ा करेगी। बीच में एक टोकरी रखी जाएगी। अध्यापिका "अ" बोलेंगी और एक-एक करके बच्चे लाल गेंद टोकरी में डालेंगे। गेंद डालते समय बच्चा जोर से बोलेगा — "अ से अनार"। सभी बच्चे मिलकर दोहराएँगे।

नवंबर

<p>काव्य - तरंग</p>	<p>कविताएँ</p> <p>▣ बैंगन राजा पृष्ठ संख्या - 21</p>	
<p>वाचन</p>	<p>अभ्यास पुस्तिका</p> <p>▣ पृष्ठ संख्या - 45, 46, 49, 50</p>	
<p>लेखन</p>	<p>▣ कार्य पुस्तिका - स्वर - ए, ऐ, ▣ स्वर परिचय - पृष्ठसंख्या-47, 48, 51, 52</p>	

शैक्षिक दृष्टिकोण

शिक्षण उद्देश्य	विषय संवर्धन गतिविधियाँ	अनुभवात्मक गतिविधियाँ	कला समेकित गतिविधि						
<p>➤ अक्षर और चित्र का संबंध स्थापित करना।</p> <p>➤ सुनने और बोलने की क्षमता विकसित होगी। बच्चों को स्वर पहचानने और सही बोलने में मदद करना।</p> 	<p>➤ ऐनक रंग सज्जा गतिविधि- अध्यापिका नोटबुक में ऐनक (चश्मा) का चित्र बनाएंगी और स्वर 'ऐ' लिखेंगी। बच्चे रंग भरेंगे या गोल स्टिकर चिपकाकर ऐनक को सजाएँगे। सभी बच्चे मिलकर "ऐ से ऐनक" बोलेंगे। बच्चे ऐनक के दोनों गोल आकारों को पहचानेंगे और उन्हें सावधानी से सजाने का प्रयास करेंगे।</p>	<p>➤ सुनो और पहचानो - अध्यापिका बच्चों को गोल घेरा बनाकर बैठाएँगी। अध्यापिका किसी स्वर से जुड़ा शब्द बोलेंगी — जैसे "अनार", "इमली", "ऊँट", "एड़ी"। बच्चे ध्यान से सुनकर बताएँगे कि शब्द किस स्वर से शुरू हो रहा है। सही उत्तर देने वाला बच्चा खड़ा होकर उस स्वर और शब्द को दोहराएगा।</p> <table border="1" data-bbox="772 1783 1107 2047"> <tr> <td>अ अनार (anaar)</td> <td>आ आम (aam)</td> </tr> <tr> <td>इ इमली (imli)</td> <td>ई ईख (eekh)</td> </tr> <tr> <td>उ उल्लू (ullo)</td> <td>ऊ ऊन (oon)</td> </tr> </table>	अ अनार (anaar)	आ आम (aam)	इ इमली (imli)	ई ईख (eekh)	उ उल्लू (ullo)	ऊ ऊन (oon)	<p>➤ ए-ऐ पहचानो खेल - अध्यापिका बच्चों को दो समूहों में बाँटेंगी। एक समूह को "ए" का फ्लैश कार्ड और दूसरे समूह को "ऐ" का फ्लैश कार्ड दिया जाएगा। जब अध्यापिका "ए" से शब्द बोलेंगी (जैसे - एड़ी), तो "ए" वाला समूह खड़ा होगा और स्वर दोहराएगा। जब "ऐ" से शब्द बोलेंगी (जैसे - ऐनक), तो "ऐ" वाला समूह खड़ा होकर बोलेगा।</p> 
अ अनार (anaar)	आ आम (aam)								
इ इमली (imli)	ई ईख (eekh)								
उ उल्लू (ullo)	ऊ ऊन (oon)								









दिसंबर

<p>काव्य - तरंग</p>	<p>कविताएँ</p> <ul style="list-style-type: none"> खिलौने वाला चूहा - बिल्ली <p>पृष्ठ संख्या - 23, 27</p>	
<p>वाचन</p>	<p>अभ्यास पुस्तिका</p> <p>पृष्ठ संख्या - 19, 20, 23, 24, 55, 56, 59, 60</p>	
<p>लेखन</p>	<ul style="list-style-type: none"> कार्य पुस्तिका - स्वर - इ, ई, ओ, औ स्वर परिचय - पृष्ठ संख्या - 21, 22, 25, 26, 57, 58, 61, 62 	

शैक्षिक दृष्टिकोण

शिक्षण उद्देश्य	विषय संवर्धन गतिविधियाँ	अनुभवात्मक गतिविधियाँ	कला समेकित गतिविधि
<ul style="list-style-type: none"> बच्चे अक्षर को कविता से जोड़ पाएँगे। चित्र के माध्यम से शब्द से संबंध स्थापित करना। स्वर की पहचान करना, सुनने की क्षमता बढ़ाना तथा शारीरिक समन्वय विकसित करना। 	<ul style="list-style-type: none"> रंग भराई गतिविधि - अध्यापिका नोटबुक में केवल ओखली का चित्र बनाएंगी। बच्चे ओखली के चित्र में भूरे या मनचाहे रंग से सावधानीपूर्वक रंग भरेंगे। रंग भरते समय सभी बच्चे मिलकर "ओ से ओखली" बोलेंगे। बच्चे रेखाओं के अंदर रंग भरने का अभ्यास करेंगे। 	<ul style="list-style-type: none"> स्वर पासिंग खेल - अध्यापिका बच्चों को गोल घेरा बनाकर बैठाएंगी। बच्चे एक-दूसरे को गेंद पास करेंगे। म्यूजिक बंद होते ही जिसके पास गेंद होगी, वह कोई एक स्वर और उससे जुड़ा शब्द बोलेगा — जैसे "ए से एड़ी" या "ओ से ओखली"। सभी बच्चे मिलकर उस स्वर को दोहराएँगे। 	<ul style="list-style-type: none"> ईख बनो खेल - अध्यापिका बच्चों को खुले स्थान पर खड़ा करेगी। जब अध्यापिका "ई" बोलेंगी तो बच्चे सीधे खड़े होकर अपने दोनों हाथ ऊपर उठाएँगे, जैसे लंबी ईख खड़ी होती है। जब कोई अन्य स्वर बोला जाएगा तो बच्चे शांत होकर बैठ जाएँगे। इस तरह बच्चे खेल-खेल में सही स्वर पहचानेंगे।

जनवरी

 <p>काव्य - तरंग</p>	<p>कविताएँ</p> <ul style="list-style-type: none"> गिनती पृष्ठ संख्या - 29 
 <p>वाचन</p>	<p>अभ्यास पुस्तिका</p> <p>पृष्ठ संख्या - -65, 66, 69</p> 
 <p>लेखन</p>	<ul style="list-style-type: none"> कार्य पुस्तिका - अं, अः, अ से अ: तक (दोहराई) स्वर परिचय - पृष्ठ संख्या - 67, 68, 37, 38, 70, 71, 72-77 

शैक्षिक दृष्टिकोण

शिक्षण उद्देश्य	विषय संवर्धन गतिविधियाँ	अनुभवात्मक गतिविधियाँ	कला समेकित गतिविधि
<ul style="list-style-type: none"> उंगली छाप के माध्यम से सूक्ष्म मोटर कौशल विकसित करना। स्वरों का सही उच्चारण करना, सुनने-बोलने का कौशल विकसित करना। 	<ul style="list-style-type: none"> उंगली छाप गतिविधि - अध्यापिका नोटबुक में अंगूर का चित्र बनाएंगी। बच्चे बैंगनी या हरे रंग में अपनी उंगली की छाप लगाकर अंगूर के गुच्छे को पूरा करेंगे। छाप लगाते समय सभी बच्चे मिलकर "अ से अंगूर" बोलेंगे। बच्चे गोल-गोल छाप लगाने का अभ्यास करेंगे। 	<ul style="list-style-type: none"> स्वर एक्शन गीत - अध्यापिका बच्चों को गोल घेरा बनाकर खड़ा करेंगी। अध्यापिका स्वरों पर छोटा-सा गीत गाएंगी — जैसे "अ से अनार" पर बच्चे अनार खाने का अभिनय करेंगे, "आ से आम" पर आम तोड़ने का अभिनय करेंगे, "उ से उल्लू" पर उल्लू की तरह हाथ फैलाएंगे। बच्चे गीत के साथ एक्शन करते हुए स्वर दोहराएंगे। 	<ul style="list-style-type: none"> स्वर इंद्रधनुष खेल - अध्यापिका कक्षा में रंग-बिरंगे चार्ट पर सभी स्वर लिखकर इंद्रधनुष की तरह सजाएंगी। बच्चे गोल घेरा बनाकर बैठेंगे। अध्यापिका कोई एक स्वर बोलेंगी और संबंधित चित्र/पलैश कार्ड दिखाएंगी। जिस बच्चे के हाथ में वह स्वर कार्ड होगा, वह खड़ा होकर स्वर और उससे जुड़ा शब्द बोलेगा (जैसे — अ से अनार)। सभी बच्चे मिलकर दोहराएंगे।

फरवरी

अभ्यास कार्य के लिए पुनरावृत्ति

MATHEMATICS


Joyful Learning Activities: Creative activities such as count and write, count and match, Encircle the correct number, what comes after, Fill in the blanks, Complete the series, Draw circles according to the number given, Dictation will be taken to provide a holistic approach towards learning and reinforce both numeracy and literacy abilities.

October

Modernised Class: Interactive multimedia aids will be used to make the class interesting.

WRITING PROFICIENCY

- Numbers (11, 12, 13)
- **Numbers Workbook:** - Page no. 73 to 81
- What comes after, Complete the series, Dictation



Educational Approach:

Learning Goals:

- Students will be able to recognize numbers and practise counting through pasting activity.
- To develop number sense through hands-on and play-based activities.



Subject Enrichment Activities (SEA):

- **Moon and Star Counting:** The teacher will draw or paste a moon in the notebook and write any number beside it. Children will paste small star cut-outs or stickers near the moon according to the given number.

Experiential Learning Activities (ELA):

- **Cloud and Raindrop Counting:** The teacher will place a cloud chart on the board and give children paper raindrops. The teacher will call out any number, and children will come one by one to paste raindrops under the cloud while counting.

Art Integrated Learning (AIL):

- **Pasta Bead Necklace Counting:** The teacher will give each child a string and coloured pasta beads. The teacher will call out any number, and children will thread that many pasta beads onto their string. After finishing, children will show their necklaces and say the number.



November

WRITING PROFICIENCY

- Numbers (14, 15, 16)
- **Numbers Workbook:-** Page no. 82 to 90
- What comes after, Complete the series, To draw circles for the given numbers, Dictation



Educational Approach:

Learning Goals:

- Students will recognize numbers and practise counting through finger painting.
- To develop counting and number recognition skills.



Subject Enrichment Activities (SEA):

- **Finger Paint Counting:** The teacher will write a number in the notebook and show how to dip fingers in paint. Children will make finger dots in their notebook according to the given number while counting.



Experiential Learning Activities (ELA):

- **Roll and Count Ball:** The teacher will place a few baskets around the classroom and give children small balls. Children will pick up the balls one by one, place them in the baskets, and count aloud as they go. The teacher will call out different numbers, such as “Place 3 balls in this basket,” to encourage listening and counting skills. Children will also say “ball” while counting.

Art Integrated Learning (AIL):


- **Sun Rays Counting:** The teacher will display a big sun chart on the board and provide paper rays to the children. The teacher will call out any number, and children will take turns coming forward to paste rays around the sun while everyone counts aloud together.



December

WRITING PROFICIENCY

- Numbers (17, 18, 19, 20)
- Revision of Numbers, What Comes After, To draw circles for the given numbers, Dictation
- **Numbers Workbook:-** Page no. 91 to 102



Educational Approach:

Learning Goals:

- Students will recognize numbers and practise counting through stamping activity.
- To recognize numbers and improve finger strength through pasting activity.



Subject Enrichment Activities (SEA):

- **Lady Finger Stamping:** The teacher will draw a stem and leaf in the notebook and write a number. Children will dip lady finger (okra) in paint and make prints on the stem to match the given number while counting

Experiential Learning Activities (ELA):

- **Build and Count Blocks:** The teacher will give children building blocks and call out any number. Children will work individually or in small groups to stack that many blocks to make a tower. After building, children will show their towers to the class and say the number.



Art Integrated Learning (AIL):

- **Rainbow Number Collage:** The teacher will draw a big number on the sheet. Children will tear colourful paper pieces and paste them inside the number while counting aloud with the teacher.



January

WRITING PROFICIENCY

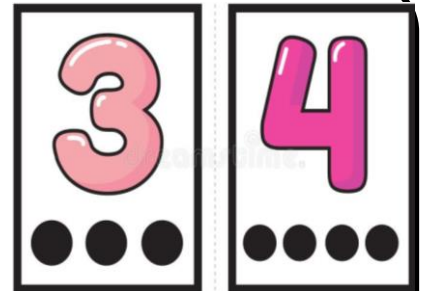
- Revision of number 1 to 20, What comes after, Complete the series, Count and Match, Count and Write, Dictation
- **Numbers Workbook:-** Page no. 103 to 108



➤ Educational Approach:

Learning Goals:

- Students will recognize numbers, practise counting, and strengthen fine motor skills through creative play.
- To develop counting skills and hand-eye coordination.




Subject Enrichment Activities (SEA):

- **Dot and Count Number:** The teacher will write any number in the notebook. Children will paste small circles below the number according to its value while counting aloud. Children will also say the number name after completing the dots.

Experiential Learning Activities (ELA):

- **Flower Petal Counting Art:** The teacher will draw a flower and write a number in the centre. Children will paste or draw the same number of petals while counting aloud. This activity helps children recognize numbers and develop fine motor skills.



Art Integrated Learning (AIL):

- **Playdough Number Creature:** The teacher will show a number and demonstrate how to form it using clay/playdough. Children will make the same number and decorate it into a small creature (bug or caterpillar) by adding tiny balls for eyes or legs.

February

Revision for Practice Assignment

GENERAL KNOWLEDGE

October

- ▣ My Favourite Toy
- ▣ Healthy food
- ▣ Flowers

Learning Goals

To help students recognize healthy food and develop awareness of good eating habits.

Activity Description

Healthy Food Sorting Talk- The teacher will place food pictures on the table. Children will pick one card, name it, and put healthy food into the basket while saying a simple line like, "Apple is healthy."

November

- ▣ Wild Animals
- ▣ Water Animals
- ▣ Good Manners

Learning Goals

- To identify wild animals and speak confidently.

Activity Description

- **Wild Animal Guess Game-** The teacher will show part of an animal picture or give a simple clue. Children will guess the animal and say, "It is a lion/tiger." Each child gets a turn to speak.

December

- ▣ Birds
- ▣ Community Helpers
- ▣ Good Habits

Learning Goals

- To help children identify helpers and their tools.

Activity Description

- **Community Helpers (Match the Tool)-** The teacher will show pictures of community helpers and their tools. Children will match them and say a simple line like, "Doctor uses stethoscope."

January

- ▣ Farm Animals & Pets
- ▣ Insects
- ▣ Days of the Week

Learning Goals

- To help children know what we get from animals.

Activity Description

- **Farm Friends and Their Gifts -** The teacher will show pictures of cows, chickens and sheep and guide children in identifying the products we get from them, such as milk, eggs and wool.

February

Revision for Practice Assignment



October

- ▣ **Doodle Delight:** Page No. - 18 to 21
- ▣ **Wings of Art- A:** Page No. – 16, 18, 26
- ▣ **Sketch File :** To Draw ‘A Kite’




November

- ▣ **Doodle Delight:** Page No.- 22 to 26
- ▣ **Wings of Art- A:** Page No. – 20, 22, 23, 25
- ▣ **Sketch File:** To Draw ‘A Balloon’




December

- ▣ **Doodle Delight:** Page No.- 28 to 30
- ▣ **Wings of Art - A:** Page No.- 28, 29, 24
- ▣ **Sketch File:** To draw ‘An Ice Cream’



January

- ▣ **Doodle Delight:** Page No.- 31, 32
- ▣ **Wings of Art- A:** Page No. – 27, 30, 31
- ▣ **Sketch File:** To draw ‘A Ball’



February

*Revision for Practice
Assignment*



VALUE EDUCATION

October

- ❑ Moral Story – Cleanliness (Page No. 34 - 35)
- ❑ Be on Time! (Page No. 36 - 37)

Learning Goals

- To help children identify clean and unclean habits.

Activity Description

- **Unclean Sorting Game-** The teacher will show picture cards of clean habits (washing hands, throwing waste in a dustbin) and unclean habits (litter on the floor, dirty hands). Children are asked to sort the pictures into two groups: Clean and Unclean.

November

- ❑ My Health, My Super Power (Page No. 7 - 9)
- ❑ Empathy (Page No. 38 - 39)

Learning Goals

- To help children recognize healthy habits and learn by observing and acting.

Activity Description

- **Health in Action-** Children will participate in a group activity in which they will act out various healthy habits. The remaining children will observe carefully and identify the habit being demonstrated.

December

- ❑ Respect “A Super Power We All Share (Page No. 24 - 26)
- ❑ Kindness (Page No. 27 - 29)

Learning Goals

- To help children speak confidently, listen to others, and show kindness.

Activity Description

- **Respect Circle-** Children will sit in a circle. One child will speak about themselves while others listen quietly. After the child finishes, everyone will clap to show kindness and respect.

January

- ❑ Our Green World (Page No. 40 - 42)
- ❑ Emergency Numbers (Page No. 43 - 44)

Learning Goals

- To help children explore nature, and understand its importance.

Activity Description

- **Nature’s Treasure-** Children will explore the school playground to find “nature treasures” like leaves, flowers and stones. After collecting, they will share what they found and talk about how each thing is important in nature.

ACADEMIC CALENDAR 2026-27

April 2026

S	M	T	W	T	F	S
			1	2	3	4
5	6	7	8	9	10	11
12	13	14	15	16	17	18
19	20	21	22	23	24	25
26	27	28	29	30		

Important Days

07 : World Health Day
14 : Baisakhi / Dr. B.R. Ambedkar Jayanti
22 : Earth Day
29 : International Dance Day

May 2026

S	M	T	W	T	F	S
					1	2
3	4	5	6	7	8	9
10	11	12	13	14	15	16
17	18	19	20	21	22	23
24	25	26	27	28	29	30
31						

Important Days

01 : International Labour Day
07 : World Athletics Day
10 : Mother's Day
23 : Buddha Purnima
31 : World No Tobacco Day

June 2026

S	M	T	W	T	F	S
	1	2	3	4	5	6
7	8	9	10	11	12	13
14	15	16	17	18	19	20
21	22	23	24	25	26	27
28	29	30				

Important Days

05 : World Environment Day
07 : World Food Safety Day
21 : Father's Day
21 : Int. Day of Yoga / World Music Day

July 2026

S	M	T	W	T	F	S
			1	2	3	4
5	6	7	8	9	10	11
12	13	14	15	16	17	18
19	20	21	22	23	24	25
26	27	28	29	30	31	

Important Days

01 : National Doctor's Day
03 : International Plastic Bag Free Day
28 : World Nature Conservation Day
29 : International Tiger Day

August 2026

S	M	T	W	T	F	S
						1
2	3	4	5	6	7	8
9	10	11	12	13	14	15
16	17	18	19	20	21	22
23	24	25	26	27	28	29
30	31					

Important Days

15 : Independence Day
19 : World Photography Day
28 : Raksha Bandhan / World Sanskrit Day
29 : National Sports Day

September 2026

S	M	T	W	T	F	S
		1	2	3	4	5
6	7	8	9	10	11	12
13	14	15	16	17	18	19
20	21	22	23	24	25	26
27	28	29	30			

Important Days

04 : Janmashtami
05 : Teacher's Day
08 : International Literacy Day
14 : Hindi Diwas

ACADEMIC CALENDAR 2026-27

October 2026

S	M	T	W	T	F	S
				1	2	3
4	5	6	7	8	9	10
11	12	13	14	15	16	17
18	19	20	21	22	23	24
25	26	27	28	29	30	31

Important Days

02 : Gandhi Jayanti / Lal Bahadur Shastri Jayanti
 08 : Indian Air Force Day
 11 : International Day of the Girl Child
 20 : Dussehra
 31 : National Unity Day

November 2026

S	M	T	W	T	F	S
1	2	3	4	5	6	7
8	9	10	11	12	13	14
15	16	17	18	19	20	21
22	23	24	25	26	27	28
29	30					

Important Days

08 : Diwali
 11 : National Education Day
 14 : Children's Day
 24 : Guru Nanak Jayanti
 26 : Constitution Day

December 2026

S	M	T	W	T	F	S
		1	2	3	4	5
6	7	8	9	10	11	12
13	14	15	16	17	18	19
20	21	22	23	24	25	26
27	28	29	30	31		

Important Days

02 : World Computer Literacy Day
 04 : Indian Navy Day
 14 : World Energy Conservation Day
 22 : National Mathematics Day
 25 : Christmas Day

January 2027

S	M	T	W	T	F	S
					1	2
3	4	5	6	7	8	9
10	11	12	13	14	15	16
17	18	19	20	21	22	23
24	25	26	27	28	29	30
31						

Important Days

10 : World Hindi Day
 12 : National Youth Day
 14 : Makar Sankranti / Pongal
 15 : Indian Army Day
 23 : Parakram Diwas
 26 : Republic Day

February 2027

S	M	T	W	T	F	S
	1	2	3	4	5	6
7	8	9	10	11	12	13
14	15	16	17	18	19	20
21	22	23	24	25	26	27
28						

Important Days

11 : Basant Panchami
 21 : International Mother Language Day
 28 : National Science Day

March 2027

S	M	T	W	T	F	S
	1	2	3	4	5	6
7	8	9	10	11	12	13
14	15	16	17	18	19	20
21	22	23	24	25	26	27
28	29	30	31			

Important Days

06 : Maha Shivaratri
 08 : International Women's Day
 10 : Id-ul-Fitr (Moon subject)
 22 : Holi
 22 : World Water Day
 26 : Good Friday

LIST OF HOLIDAYS 2026-27

14 APR 2026	Vaisakhi / Ambedkar Jayanti Tuesday	27 MAY 2026	ID-UL-Zuha (Bakrid) Wednesday
15 AUG 2026	Independence Day Saturday	28 AUG 2026	Raksha Bandhan Friday
04 SEP 2026	Janmashtami Friday	02 OCT 2026	Mahatma Gandhi Jayanti Friday
20 OCT 2026	Dussehra Tuesday	29 OCT 2026	Karwa Chauth Thursday
01 NOV 2026	Haryana Day Sunday	24 NOV 2026	Guru Nanak Jayanti Tuesday
25 DEC 2026	Christmas Day Friday	26 JAN 2027	Republic Day Tuesday
06 MAR 2027	Maha Shivratri Saturday	10 MAR 2027	ID-UL-Fitar Wednesday
22 MAR 2027	Holi Monday		

SUMMER VACATION

01 June — 30 June
2026

DEEPAWALI BREAK

08 Nov — 11 Nov
2026

WINTER BREAK

01 Jan — 15 Jan 2027

A LEARNER'S PROMISE

**I will learn with curiosity,
act with integrity,
respect others,
take responsibility,
and strive to be my best every day.**

