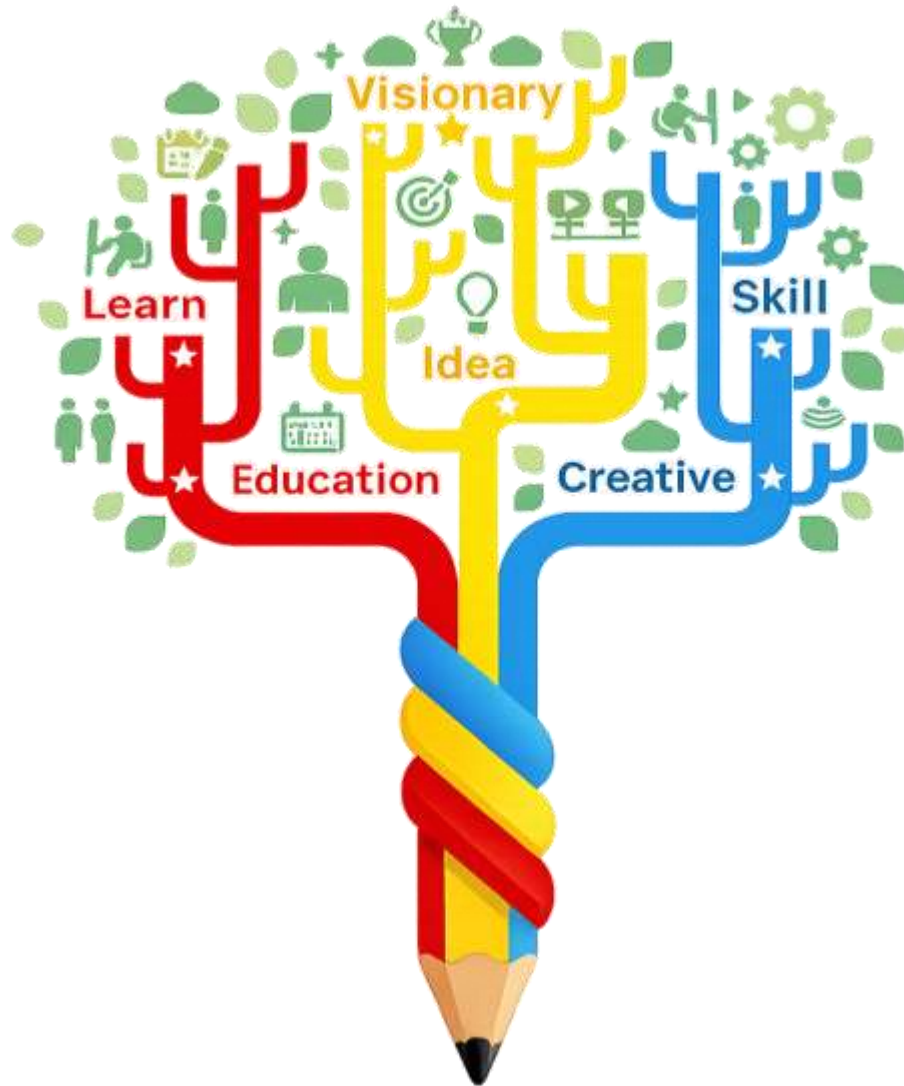


S D MEMORIAL SR. SEC. SCHOOL COMPREHENSIVE ACADEMIC PLANNER

SESSION: 2026-27

CLASS: UKG



JOURNEY TO EXCELLENCE

“Learning shapes essential life skills by nurturing curiosity, strengthening ambition and transforming effort into excellence empowering students to think critically, act responsibly and contribute confidently to an ever- evolving world.”

ACADEMIC ITINERARY

CONTENT	PAGE NO.
OBJECTIVE & ENRICHMENTS	1-3
HOLISTIC HABITS FOR LEARNER DEVELOPMENT	4
EVALUATION CRITERIA	5
TEXTBOOK RECOMMENDATION	6
TIME TABLE	7
FIRST TERM SYLLABUS	
ENGLISH	8-11
HINDI	12-15
MATHEMATICS	16-19
ENVIRONMENTAL STUDIES	20
ART AND CRAFT	21
VALUE EDUCATION	22
FINAL TERM SYLLABUS	
ENGLISH	23-26
HINDI	27-30
MATHEMATICS	31-34
ENVIRONMENTAL STUDIES	35
ART AND CRAFT	36
VALUE EDUCATION	37
CALENDAR	38-39
LIST OF HOLIDAYS	40

THE CORE PURPOSE AND OBJECTIVE

The Academic Planner is thoughtfully designed in alignment with the **National Education Policy (NEP) 2020** and the **National Curriculum Framework (NCF)** to support meaningful, structured, and future-ready learning.

It serves as a comprehensive guide for academic planning, enabling students and teachers to organize learning goals, classroom activities, assessments, and reflections in a systematic manner. The planner promotes a shift from rote learning to competency-based and experiential learning, encouraging students to understand concepts deeply and apply knowledge in real-life contexts.

A strong emphasis is placed on **Subject Enrichment Activities (SEA)**, **Experiential Learning Acquisition (ELA)**, and **Art Integrated Learning (AIL)**, which are seamlessly integrated into the curriculum to foster hands-on learning, creativity, aesthetic sensibility, critical thinking, and problem-solving skills.

The planner supports flexible teaching-learning practices, digital integration, inclusive education, and holistic development. Through continuous feedback, reflection, and month-wise planning, it aims to nurture confident, responsible, and lifelong learners prepared for academic excellence and future challenges.



ENRICHMENT OPPORTUNITIES WITHIN THE CURRICULUM

Learning at our school is designed to extend beyond textbooks and classrooms, offering students enriching experiences that nurture curiosity, creativity, competence, and confidence. The curriculum integrates meaningful opportunities that promote active engagement, practical application, and holistic skill development in alignment with the vision of NEP 2020.

Students are provided with opportunities to develop academic understanding along with essential life skills through:

- **Project-Based and Inquiry-Based Learning:** Inquiry, collaboration, creativity, and presentation through real-world and interdisciplinary tasks.
- **Experiential and Hands-on Learning:** Hands-on activities, experiments, field visits, and practical exposure.
- **Art Integrated Learning (AIL):** Creative expression through visual and performing arts to strengthen concept clarity.
- **Technology and Digital Integration:** Use of digital tools and AI-enabled resources to build digital awareness and skills.
- **Communication and Language Skills:** Focus on speaking, listening, reading, writing, and vocabulary development.
- **Curricular and Co-curricular Engagement:** Building empathy, resilience, teamwork, leadership, and decision-making skills.
- **Environmental Awareness:** Promoting sustainability, conservation, and responsibility towards nature.
- **Co-curricular Engagement:** Participation in clubs, houses, competitions, sports, and community service.

These opportunities ensure holistic, learner-centric development and prepare students to become confident, adaptable, and responsible individuals.

Holistic Development Framework: Empowering Students Beyond Academics

At SDMS, we are committed to maintaining high standards of excellence by nurturing every dimension of a child's development. Our student development initiatives are designed to complement academic learning while promoting confidence, competence, and character.



Holistic Habits for Learner Development

1



REGULARITY & PUNCTUALITY

Attend classes daily and arrive on time.

2

PREPAREDNESS FOR LEARNING

Bring necessary materials and be ready to engage.



3



PERSONAL HYGIENE & HEALTH AWARENESS

Practice cleanliness and prioritize well-being.

4

COMMUNICATION & SPEAKING SKILLS

Express thoughts clearly and listen actively.



5



HOMEWORK & SELF-STUDY DISCIPLINE

Complete assignments and review lessons consistently.

6

POSITIVE BEHAVIOUR & VALUES

Show respect, kindness, and responsibility.



7



PERSONALITY & CONFIDENCE BUILDING

Believe in abilities and embrace challenges.

8

CONCEPT CLARITY, REFLECTION & FEEDBACK

Understand ideas, reflect on learning, and seek improvement.



EVALUATION CRITERIA

(As per CBSE Foundational Stage Guidelines – NEP 2020 & NCF-FS 2022)
At the Montessori level, assessment is **continuous, observation-based, play-oriented, and child-centric**. There are **no formal written examinations**. Evaluation focuses on holistic growth through structured observation, classroom participation, and activity-based learning.

Areas of Assessment

S. No.	Developmental Area	Focus Indicators	Mode of Assessment
1	Language Development	Vocabulary, listening & speaking skills, rhymes, expression, sentence formation	Classroom interaction, storytelling, recitation
2	Pre-Reading Skills	Sound awareness, picture reading, print awareness, sight words, sequencing	Phonics activities, picture talk, oral responses
3	Pre-Writing Skills	Fine motor skills, tracing, pattern formation, pencil grip	Worksheets, tracing exercises, fine motor activities
4	Numeracy Skills	Counting, number recognition, shapes, colours, patterns	Play-based activities, counting games, oral assessment
5	Cognitive Development	Matching, sorting, memory game, simple problem-solving, logical thinking	Activity-based tasks, observation
6	Social & Emotional Development	Sharing, cooperation, participation, classroom behaviour	Group activities, behavioural observation
7	Physical & Motor Skills	Gross & fine motor coordination, balance, movement	Yoga, dance, outdoor play
8	Creative & Aesthetic Development	Art expression, music, rhythm, imagination	Art & craft activities, music and movement

Grading Scale (Descriptive & Developmental)

Grade Descriptor	Meaning
🌸 Blooming Beautifully	Excellent progress
🌸 Blooming Brightly	Very good progress
🌸 Blooming Gradually	Steady development
🌱 Nurturing in Progress	Needs gentle support

This grading system promotes encouragement and individual progress without peer comparison.

Assessment Method & Reporting

Component	Details
Assessment Approach	Continuous & Comprehensive Evaluation (CCE)
Methodology	Continuous observation, activity-based evaluation, portfolio review, teacher interaction records
Written Exams	Not Applicable
Progress Review	Conducted twice a year (September & February)
Parent Involvement	Feedback shared during scheduled Parent-Teacher Meetings (PTMs)
Evaluation Focus	Individual growth, confidence, communication, creativity, and overall development

SCHOOL RECOMMENDED TEXTBOOKS - CLASS UKG



English

Miracle Alpha Phonics (C)
Twisting English Workbook



Hindi

धरोहर (ब)
शब्द सुधा लेखन



Mathematics

Number Skills



EVS

Eco Travel (0)



Rhymes

Rhymes & बालगीत (C)



Art & Craft

Wings of Art (C)
The curious Caterpillar Level 3



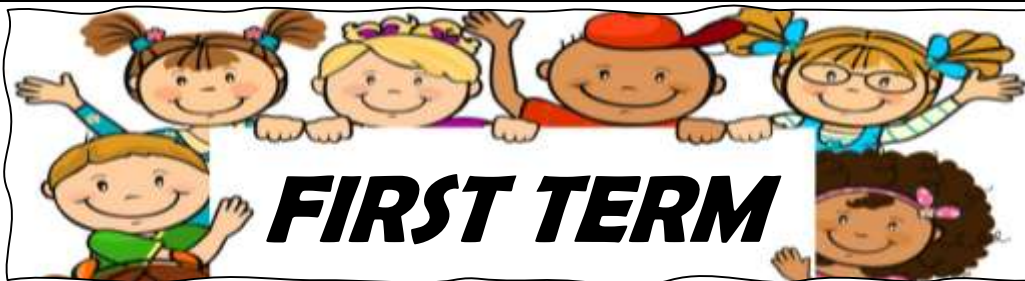
UKG



TIME TABLE OF THE BOOKS

Students have to bring books as follow :

DAYS	ENGLISH	HINDI	MATHS	EVS	DRAWING
MONDAY	Miracles Alpha Phonics (C)	धरोहर	-	Eco Travel (0)	-
	Rhymes & बालगीत (C)	Rhymes & बालगीत (C)			
TUESDAY	Miracles Alpha Phonics (C)	धरोहर	-	Eco Travel (0)	Doodle Delight
	Rhymes & बालगीत (C)	Rhymes & बालगीत (C)			
WEDNESDAY	Miracles Alpha Phonics (C)	धरोहर	Number Skills	-	Doodle Delight
	Rhymes & बालगीत (C)	Rhymes & बालगीत (C)			Sketch File
THURSDAY	Miracles Alpha Phonics (C)	धरोहर	Number Skills	-	Wings of Art
	Twisting (Writing book)	शब्द सुधा लेखन			Sketch File
FRIDAY	Miracles Alpha Phonics (C)	धरोहर	-	Eco Travel (0)	Wings of Art
	Twisting (Writing book)	शब्द सुधा लेखन			



FIRST TERM



Engaging Learning Exercises:- Exercises such as Look and write, Fill in the blanks, Encircle the correct word, Complete the series, Dictation and creative activities related to all the letters will be included in the curriculum in accordance with the NEP (National Education Policy) 2020.



Modernized Class: Interactive multimedia aids will be used to make the class interesting.

<p>Language Proficiency</p>	<p>Poem for Recitation ▣ Hop a little (Page no.- 4) Story- The Thirsty Crow</p>	
<p>Literacy skills</p>	<p>Miracles Alpha Phonics- Page no.- 13 to 34</p>	
<p>Writing Proficiency</p>	<ul style="list-style-type: none"> ♣ Capital and small letters (Aa to Zz) ♣ Joining letters ♣ Sound of vowel 'a' <p>Twisting English - Page No.- 3 to 16</p>	


<p>Educational Approach</p>			
<p>Learning Goals</p>	<p>Subject Enrichment Activity (SEA)</p>	<p>Experiential Learning Activity (ELA)</p>	<p>Art Integration Learning (AIL)</p>
<ul style="list-style-type: none"> ➤ Identify and read CVC words with short vowel 'a'. ➤ Students will gain confidence in oral expression and participation. 	<p>Magic hat:- Students will paste a hat-shaped picture and write simple words with short vowel 'a' inside the hat. Through this activity, students will enjoy learning through art-based expression.</p>	<p>Roll & Read – 'a' Sound Game:- Students will sit in a circle and pass a soft ball to one another. When the teacher says 'STOP', the student holding the ball will read a short vowel 'a' word shown by the teacher.</p>	<p>Action Role Play for Sounds:- Students will enact actions related to short vowel /a/ words like ant or alligator. They will say the sound while performing the action.</p>



Modernized Class: Interactive multimedia aids such as videos, animations, and interactive presentations will be taken to facilitate active learning.

<p>Language Proficiency</p>	<p>Poems for Recitation</p> <ul style="list-style-type: none"> ❑ Once I Saw a Little Bird (Page no.- 6) ❑ Hey, Diddle, Diddle (Page no.- 8)
<p>Literacy skills</p>	<p>Miracles Alpha Phonics- Page no.- 35 to 50</p> 
<p>Writing Proficiency</p>	<p>♣ Sound of vowel 'e'</p> <p>Twisting English - Page No.- 17 to 23</p>

Educational Approach



<u>Learning Goals</u>	<u>Subject Enrichment Activity (SEA)</u>	<u>Experiential Learning Activity (ELA)</u>	<u>Art Integrated Learning (AIL)</u>
<ul style="list-style-type: none"> ➤ Students will demonstrate improved sound blending and decoding skills. ➤ Students will enhance fine and gross motor skills through integrated activities. ➤ Students will gain confidence in speaking and early reading. 	<p>Sound 'e' Detective Basket:-</p> <p>The teacher will paste a basket cut-out on the notebook page and write a few mixed CVC words around it. Students will underline only the words having the short vowel sound /e/. This activity will help improve sound discrimination and phonemic awareness.</p> 	<p>CVC Sound Slider Activity:-</p> <p>The teacher will use a handmade slider model with three windows for letters. Students will slide the strip to form CVC words with short vowel sound /e/. As the word appears, students will read it aloud together. It will also boost phonics skills & group participation, making reading interactive and fun.</p>	<p>Sound e Beat Talk:-</p> <p>The teacher will say a set of simple words clearly. Students will repeat the words while clapping in a fixed rhythm. This activity helps students recognize and internalize sound patterns and support the development of auditory memory and listening skills.</p>



Modernized Class: Multimedia aids and methods will be taken to create dynamic and engaging learning experiences that foster critical thinking and collaboration among students.

<p>Language Proficiency</p>	<p>Poem for Recitation</p> <ul style="list-style-type: none"> Five Little Soldiers (Page no.- 10) 
<p>Literacy skills</p>	<p>Miracles Alpha Phonics-</p> <p>Page no.- 51 to 67, 68 to 84</p>
<p>Writing Proficiency</p>	<ul style="list-style-type: none"> ♣ Sound of vowels 'i' and 'o' <p>Twisting English - Page No.- 24 to 29</p>

Educational Approach

<p>Learning Goals</p>	<p>Subject Enrichment Activity (SEA)</p>	<p>Experiential Learning Activity (ELA)</p>	<p>Art Integrated Learning (AIL)</p>
<ul style="list-style-type: none"> Students will enhance fine motor skills through paper-based activities. It will support phonics learning and fine motor skills development. It will improve pronunciation and confidence. It will support clear sound articulation. 	<p>Sound 'i' Ice-Cream:-</p> <p>An ice-cream cone cut-out will be pasted on one notebook page. Scoop cut-outs will be pasted above the cone with CVC words having short vowel sound /i/. This activity will help students visually identify and read similar sound words.</p> 	<p>CVC Word Path Mat:-</p> <p>A floor or table path mat will be prepared with empty boxes. Letter cards will be placed separately. Students will move along the path and place letters to form CVC words with short vowel sound /i/. The formed word will be read aloud together.</p> 	<p>Puppet Sound Talk:-</p> <p>The teacher will use a puppet to introduce and say CVC words with the short vowel sound /i/. Students will listen carefully and repeat each word aloud together. The teacher will encourage correct pronunciation through the puppet and may ask simple oral questions related to the words.</p>

August

Modernized Class: Modernize teaching aims is promoting hands-on experiences, and nurturing a supportive environment that sparks curiosity in our youngest learners.

<p>Language Proficiency</p>	<p>Poem for Recitation</p> <ul style="list-style-type: none"> ■ Wee Willie Winkie (Page no.- 16)
<p>Literacy skills</p>	<p>Miracles Alpha Phonics- Page no.- 85 to 104</p>
<p>Writing Proficiency</p>	<ul style="list-style-type: none"> ♣ Sound of vowel 'u' ♣ Change the number <p>Twisting English - Page No.- 30 to 36</p>

Educational Approach

Learning Goals	Subject Enrichment Activity (SEA)	Experiential Learning Activity (ELA)	Art Integrated Learning (AIL)
<ul style="list-style-type: none"> ➤ It will support phonemic awareness and coordination. ➤ This activity will help learners understand word construction through hands-on learning. 	<p>Sound 'u' Umbrella:- An umbrella cut-out will be pasted on one page with raindrops below it. Each raindrop will have a CVC word with sound /u/. This activity will help learners identify and read words clearly.</p>	<p>CVC Sound Slider Activity:- A tray with three sections will be prepared for beginning, middle and ending sounds. Students will place letter cards to form CVC words with short vowel sound /u/.</p>	<p>Story Sound Filling:- The teacher will narrate a very short oral story and pause at CVC words with sound /u/. Students will say the missing word together. This activity will develop listening and sound recall skills.</p>



September

Revision for Practice Assignment





नोट: जिस माह में जो भी मात्रा करवाई जाएगी, उससे सम्बंधित अभ्यास जैसे - चित्र देखकर नाम लिखो, शब्द पूरे करो, खाली स्थान भरो, वाक्य पूरे करो, वाक्य बनाओ तथा श्रुतलेख आदि करवाए जाएँगे ।





<p>काव्य - तरंग</p>	<p>कविताएँ :- * प्रार्थना, माँ तू कितनी अच्छी है * पृष्ठ संख्या - 3 तथा 5</p>	
<p>वाचन कौशल</p>	<p>धरोहर :- * पृष्ठ संख्या - 5 से 12 तक</p>	
<p>लेखन कौशल</p>	<p>अ से अ: तक, क से ज्ञ तक, दो अक्षर से बने शब्द शब्द सुधा लेखन :- 3 से 7 तक</p>	

शैक्षिक दृष्टिकोण


शिक्षण उद्देश्य	विषय संवर्धन गतिविधि	अनुभवात्मक गतिविधि	कला समेकित गतिविधि
<ul style="list-style-type: none"> अक्षरों को उनके संबंधित ध्वनियों से जोड़कर स्वर और व्यंजन की ध्वन्यात्मक समझ विकसित करना। स्वर और व्यंजन को जोड़कर शब्द निर्माण कौशल को बढ़ाना। 	<ul style="list-style-type: none"> अध्यापिका द्वारा कार्य-रंग-बिरंगी स्वर-माला - पुस्तिका में माला के मणकों की आकृति बनाई जाएगी हर मणके में एक-एक स्वर लिखें और माला को सजाए। 	<ul style="list-style-type: none"> संगीतमय वर्णमाला - ज़मीन पर अक्षरों का घेरा बनाएं। संगीत रुकते ही बच्चे को शिक्षक द्वारा पुकारे गए अक्षर को पहचानकर उस पर खड़ा होना होगा और उससे संबंधित एक शब्द बोलना होगा। (जैसे: 'म' पर खड़े होने पर बच्चा कहेगा 'मछली')। 	<ul style="list-style-type: none"> वर्णमाला वृक्ष - चार्ट पेपर पर एक बड़ा पेड़ बनाया जाएगा। पत्तियों पर व्यंजन और फलों पर स्वर लिखकर उन्हें सही जगह चिपकाना। यह दृश्य वर्गीकरण में मदद करता है।



मई

<p>काव्य - तरंग</p>	<p>कविता :-</p> <ul style="list-style-type: none"> * बिल्ली मौसी * पृष्ठ संख्या - 11 * कहानी - नकलची बंदर 
<p>वाचन कौशल</p>	<p>धरोहर :-</p> <ul style="list-style-type: none"> * पृष्ठ संख्या - 13 से 18 तक
<p>लेखन कौशल</p>	<ul style="list-style-type: none"> * तीन अक्षर से बने शब्द शब्द सुधा लेखन :- 8 से 10 तक 

शैक्षिक दृष्टिकोण

शिक्षण उद्देश्य	विषय संवर्धन गतिविधि	अनुभवात्मक गतिविधि	कला समेकित गतिविधि
<ul style="list-style-type: none"> ➤ विद्यार्थियों को तीन अक्षर वाले शब्दों की पहचान कराना। ➤ विद्यार्थियों को शब्द पढ़ने, बोलने व समझने की क्षमता विकसित करना। 	<ul style="list-style-type: none"> ➤ 'मटर' का जादुई छिलका - हरे रंग के कागज़ को 'ओवल' आकार में काटें और उसे बीच से मोड़ें। यह मटर की फली बन जाएगी। कागज़ के तीन छोटे गोल गोले काटें। पहले दाने पर 'म', दूसरे पर 'ट' और तीसरे पर 'र' लिखें। इन दानों को फली के अंदर चिपकाएँ। 	<ul style="list-style-type: none"> ➤ अध्यापिका द्वारा विद्यार्थियों को तीन अक्षर के जोड़ से बने शब्द के चित्र दिखाए जाएंगे तथा विद्यार्थी उस चित्र को देखकर उसका नाम बताएंगे। 	<ul style="list-style-type: none"> ➤ विद्यार्थियों को तीन अक्षर वाले तीन अलग-अलग शब्द दें और उन्हें तुरंत एक छोटी सी कहानी बनाने को कहें। शब्द: बतख, कमल, नहर। "एक सफेद बतख थी, वह नहर में तैर रही थी, वहाँ एक सुंदर कमल का फूल खिला था।"

3 **तीन अक्षर वाले शब्द**

क+म+ल=कमल

क+ल+श=कलश

ब+त+ख=बतख




म+ट+र=मटर





जुलाई

<p>काव्य - तरंग</p>	<p>कविताएँ :-</p> <ul style="list-style-type: none"> ♣ घड़ी लगी दीवार पर, बच्चों की रेल ♣ पृष्ठ संख्या - 19 तथा 23 						
<p>वाचन कौशल</p>	<p>धरोहर :-</p> <ul style="list-style-type: none"> ♣ पृष्ठ संख्या - 19 से 21 तक 						
<p>लेखन कौशल</p>	<p>♣ चार अक्षर से बने शब्द</p> <p>शब्द सुधा लेखन :- 11 से 13 तक</p> <table border="1" data-bbox="1220 786 1460 913"> <tr> <td>अदरक</td> <td>अजगर</td> <td>कमरख</td> </tr> <tr> <td>बरगद</td> <td>तरकश</td> <td>अरहर</td> </tr> </table>	अदरक	अजगर	कमरख	बरगद	तरकश	अरहर
अदरक	अजगर	कमरख					
बरगद	तरकश	अरहर					

शैक्षिक दृष्टिकोण

शिक्षण उद्देश्य	विषय संवर्धन गतिविधि	अनुभवात्मक गतिविधि	कला समेकित गतिविधि
<ul style="list-style-type: none"> ➤ विद्यार्थियों को दो,तीन और चार अक्षर वाले शब्दों को पहचानना तथा उनमें अंतर करना सीखना। ➤ विद्यार्थियों की काल्पनिक शक्ति एवं रचनात्मक अभिव्यक्ति को प्रोत्साहित करना। 	<p>➤ शब्दों की रेलगाड़ी - रेलगाड़ी का चित्र बनाकर उसमें चार अक्षर वाले शब्दों को पुराने अखबारों / पुस्तकों से ढूंढ कर एवं काटकर चिपकाया जाएगा।</p> 	<p>➤ एक टोकरी में दो, तीन तथा चार अक्षर वाले चित्रों की पर्चियां रखी जाएगी। बच्चे बारी-बारी से पर्ची निकालेंगे चित्र देखकर शब्द बोलेंगे और अक्षर गिनेंगे।</p> 	<p>➤ मैं कौन हूँ ? (पहेलियाँ) - अध्यापिका शब्द के लक्षण बताएगी और बच्चे चार वर्णों वाला शब्द पहचानें। उदाहरण: "मैं एक पेड़ हूँ, मेरी जड़ें लटकती हैं।" (उत्तर: बरगद) उदाहरण: "शादी-ब्याह में पहनते हैं, लंबा सा कुर्ता।" (उत्तर: अचकन)</p> <p>अ+च+क+न अचकन </p>

अगस्त

<p>काव्य - तरंग</p>	<p>कविताएँ :- * गिलहरी, चिड़िया माँ * पृष्ठ संख्या - 21 तथा 29</p>	
<p>वाचन कौशल</p>	<p>धरोहर :- * पृष्ठ संख्या - 22 से 25 तक</p>	
<p>लेखन कौशल</p>	<p>* आ (ा) की मात्रा शब्द सुधा लेखन :- 14 से 17 तक</p>	 <p>आग गाय घास</p>

शैक्षिक दृष्टिकोण

<u>शिक्षण उद्देश्य</u>	<u>विषय संवर्धन गतिविधि</u>	<u>अनुभवात्मक गतिविधि</u>	<u>कला समेकित गतिविधि</u>
<p>➤ विद्यार्थियों को मात्रिक तथा अमात्रिक शब्दों के बीच का अंतर समझाया जाएगा ।</p> <p>➤ विद्यार्थियों को आ की मात्रा का सही उच्चारण और प्रयोग सिखाया जाएगा।</p>	<p>➤ बिंदियों वाला रंगीन मटका - 'आ' की मात्रा वाले शब्द मटका के चित्र को बनाकर उसे सजाया जाएगा ।</p> 	<p>➤ विद्यार्थी आ की मात्रा वाले शब्द (जैसे: ' बादल') को बड़े अक्षरों में लिखेंगे और फिर उन अक्षरों को पेंटिंग या स्केचिंग के माध्यम से बादल का आकार देंगे ।</p> 	<p>➤ कविता गायन - विद्यार्थी आ की मात्रा से संबंधित शब्दों का प्रयोग करके कविता सुनाएंगे । जैसे - बादल बरसा छम छम छम छाता लेकर निकले हम</p> 



अभ्यास कार्य के लिए पुनरावृत्ति



MATHEMATICS

Engaging Learning Activities:- Creative activities such as count and write, count and match, Encircle the correct number, What comes after, before, or between, Fill in the blanks, Circle the smallest/biggest number, Dictation will be taken to provide a holistic approach towards learning and reinforce both numeracy and literacy abilities.



Modernised Class:- Interactive multimedia aids will be used to make the class interesting

WRITING PROFICIENCY

- Straight counting from 1 to 30
- Reverse counting from 10 to 0
- What comes after/before
- Fill in the blanks by straight /reverse counting.
- **Number skills** Page no.- 3 to 13



➤ Educational Approach:

Learning Goals: Students will be able to

- Visualise numbers as patterns, not just symbols.
- Develop number sense through hands-on and play-based activities.



Subject Enrichment Activities (SEA):

- **Number Hop Game:-** By using number mat teacher will instruct students Hop Game .Students will hop forward or backward on the numbers as the teacher calls out the numbers .

Experiential Learning Activities (ELA):

- **Number Café :-** Students will pretend to run a café where they will take number orders and serve items by counting the correct quantity.

Art Integrated Learning (AIL):

- **Fun With Rhymes :-**

Students will recite counting rhymes related to numbers 1 to 30. Actions will be added to support understanding. This activity will help children remember number order rhythmically. It will improve listening and recall skills.





WRITING PROFICIENCY

- Straight counting from 1 to 40
- Reverse counting from 10 to 0
- What comes after/before
- Ring the smallest/biggest number
- **Number skills** Page no - 14 to 20



➤ **Educational Approach:**

Learning Goals: Students will be able to

- Count numbers correctly in forward and backward order.
- Identify the biggest and smallest number from a given set.

Subject Enrichment Activities (SEA):

➤ **Treasure Hunt:-**

Teacher will hide number cards around the classroom. Students will search for the numbers and arrange and place them in the correct order.

Experiential Learning Activities (ELA):

➤ **Maths Detective :-**

The teacher will ask students to look around the classroom like “detectives.” Students will observe objects such as clocks, calendars, desks, or charts and identify the numbers they see. They will recall the numbers and relate them to their daily use, developing number awareness.

Art Integrated Learning (AIL):

➤ **Number Collage :-**

The teacher will provide a number outline along with safe pasting materials like paper bits, grains, or buttons. Students will paste the materials neatly to form the given number. After completing the collage, they count the pasted items aloud and relate the quantity to the written number.





WRITING PROFICIENCY

- Straight counting from 1 to 50
- Reverse counting from 20 to 0
- What comes after/before
- Numbers in words/figures (1 -10)
- **Number skills** Page no - 21 to 29



➤ **Educational Approach:**

Learning Goals: Students will be able to

- Enhance number sense through forward and backward counting.
- Apply number concepts in simple day-to-day situations.

Subject Enrichment Activities (SEA):

➤ **Mystery Number Box :-**

The teacher will use a Mystery Number Box with clues like "I am after 6 and before 8. Who am I?", and students will guess the number, enhancing their reasoning and listening skills.

Experiential Learning Activities (ELA):

➤ **Number Story :-**

Teacher will use number themed picture books or stories .Students will count objects in the story and teacher will engage them in related question/answers to develop their counting skills.

Art Integrated Learning (AIL):

➤ **Number Action Count:-**

The teacher will lead this activity where she claps or taps a rhythm, and students will count loud, showing the number using body actions like jumps, claps, or nods, developing their counting skills and number sense through rhythm and movement.



August

WRITING PROFICIENCY

- Straight counting from 1 to 60
- Reverse counting from 20 to 0
- Table of 2
- Numbers in words/figures (11 -20)
- **Number skills** Page no - 36 to 44



➤ Educational Approach:

Learning Goals: Students will be able to

- Improve their mental maths skills for faster calculations.
- Explore number patterns via hands-on activities.

Subject Enrichment Activities (SEA):

➤ **Number Ninja (Role Play) :-**

The teacher will assign numbers to students and conduct a role-play activity, grouping and regrouping to learn multiplication concepts through hands-on experience.

Experiential Learning Activities (ELA):

➤ **Pair Power Story :-**

The teacher will introduce the concept of the table of 2 through an engaging number story based on real-life objects that always come in pairs. Through storytelling, questioning, and participation, children will experience multiplication as repeated addition.

Art Integrated Learning (AIL):

➤ **Boom-Boom Table :-**

The teacher will lead a rhythmic call-and-response session: "2 times 1", students will shout "BOOM! 2!". This activity will help in building the table of 2 with energy and beat!



September

Revision for Practice Assignment



Environmental Studies



- Hello! This is Me!
- My Body

Learning Goal

- To help children talk about themselves and listen to their friends in an interactive way.

Activity Description

- **Introduction Circle Time** - Students will sit in a circle. Each child will take a turn and says 2–3 lines about themselves. Encourages peer learning and attentive listening.



- My Family
- My Home

Learning Goal

- Encourage children to talk confidently about their family through a creative craft activity.

Activity Description

- **Finger Puppets** - Children will make simple finger puppets of their family members. They will wear and introduce them, helping them talk about their family in a fun way.



- Food We Eat
- My School

Learning Goal

- To help children identify healthy and unhealthy foods through an interactive sorting game.

Activity Description

- **Unhealthy Food Traffic Light** - The teacher will show a traffic light chart with red and green circles. Children will place unhealthy foods in red and healthy foods in green.



- Keeping Clean
- Keeping Fit

Learning Goal

- Children will learn and practice good daily habits through an interactive role-play activity.

Activity Description

- **Good Habits Circle Time** - The teacher will show flashcards of daily habits like bathing, brushing, and washing hands. Children will pick a card and act it out to learn clean habits.



Revision for Practice Assignment





- **Doodle Delight :-** Page No.- 3 to 5 ,10 and 13
- **Wings of Art C :-** Page No. – 3 to 5
- **Sketch File :-** To draw- different types of Shapes, Envelop and Ice-cream



- **Doodle Delight :-** Page No.- 8, 9, 19 and 20
- **Wings of Art C :-** Page No. – 7, 10 and 11
- **Sketch File :-** To draw- Hut, Cap and Watermelon



- **Doodle Delight :-** Page No.- 28, 29, 31 and 32
- **Wings of Art C :-** Page No. – 12 to 14
- **Sketch File :-** To draw- Bat , Boat and Cherry



- **Doodle Delight :-** Page No.- 17 , 18 and 22
- **Wings of Art C :-** Page No. – 9, 19 and 22
- **Sketch File :-** To draw- Lamp and National Flag



Revision for Practice Assignment





VALUE EDUCATION



- Manners Make Me Special
- Taking Care of Myself
- Healthy habits, Happy Life

Learning Goal

- Students will practice respectful communication and positive interactions with peers and adults.

Activity Description

- **Manners Make Us Special - Role-Play** - The teacher will divide the students into pairs or small groups and assign them scenarios that demonstrate good manners.



- Good Choices, Good Behaviour
- Be A Classroom Star
- Moral Story - The truth always wins

Learning Goal

- Students will develop listening skills and respond appropriately to instructions.

Activity Description

- **Rule Action Game**- The teacher will call out simple classroom rules, and students will listen carefully and perform the correct action that matches each rule.



- Happy Me, Healthy Me
- Screen Time Rules
- Honest Hearts
- Respect Makes us Great

Learning Goal

- Students will understand the impact of habits on personal well-being and happiness.

Activity Description

- **Happy or Not Happy Game** - The teacher will pick an activity, and students will show a happy face for good self-care habits and a sad face for unhealthy habits.



- My Feelings Matter
- Safe-Hands, Happy Hearts
- Important Numbers for Safety

Learning Goal

- Students will develop skills to communicate boundaries and seek help when needed.

Activity Description


- **Puppet Talk** - The teacher will use puppets to act out simple situations and help students understand the difference between good touch and bad touch in a safe and friendly way.




Engaging Learning Exercises:- Exercises such as Look and write, Fill in the blanks, Encircle the correct word, Complete the series, Dictation and creative activities related to all the letters will be included in the curriculum in accordance with the NEP (National Education Policy) 2020.



Modernized Class: Interactive multimedia aids will be used to make the class interesting.

<p>Language Proficiency</p>	<p>Poem for Recitation ■ The Wheels On The Bus (Page no.- 14) STORY – The Ant and The Dove</p>
<p>Literacy skills</p>	<p>Miracles Alpha Phonics- Page No.- 7 to 12, 115 to 118, 131, 132</p> 
<p>Writing Proficiency</p>	<ul style="list-style-type: none"> ♣ Revision of sound of vowels ♣ New words <p>Twisting English - Page No.- 37 to 43</p>

Educational Approach


Learning Goals	Subject Enrichment Activity (SEA)	Experiential Learning Activity (ELA)	Art Integrated Learning (AIL)
<ul style="list-style-type: none"> ➤ This activity will help learners identify, recall, and differentiate all short vowel sounds. ➤ It will also support fine motor skill development. 	<p>My Vowel Kite:- One kite cut-out will be pasted neatly on the notebook sheet. On each bow, one CVC word representing a different vowel sound will be written.</p>	<p>Word Mystery:- The teacher will orally describe a CVC word without saying it fully (e.g., “It starts with /c/, ends with /t/, middle sound is /a/”). Students will guess the word aloud together.</p> 	<p>Sound Train Role Play:- Students will form a train. Each coach represents a vowel sound. The teacher will say a word, and the correct “vowel coach” will shout the sound aloud.</p>

November

Modernized Class: Interactive multimedia aids such as videos, animations, and interactive presentations will be taken to facilitate active learning.


<p>Language Proficiency</p>	<p>Poems for Recitation</p> <ul style="list-style-type: none"> ❑ Rub A Dub Dub (Page no.- 20) ❑ Traffic Light (Page no.- 18)
<p>Literacy skills</p>	<p>Miracles Alpha Phonics- Page no.- 111 to 114, 119 to 122</p>
<p>Writing Proficiency</p>	<ul style="list-style-type: none"> ♣ Use of 'a'/'an' ♣ Fruits name <p>Twisting English - Page No.- 44 to 51</p>

Educational Approach


Learning Goals	Subject Enrichment Activity (SEA)	Experiential Learning Activity (ELA)	Art Integrated Learning (AIL)
<ul style="list-style-type: none"> ➤ This activity will develop blending, reasoning, and speaking confidence. ➤ To develop accuracy and fluency in everyday language use. ➤ To build confidence in speaking and encourages active participation. 	<p>Article Orchard Activity:- A tree trunk will be pasted on the page. The tree will be divided into two sides labelled A and An. Apple cut-outs with pictures will be pasted on each side. Students will paste apples under the correct article.</p> 	<p>Pass the Picture:- Students will sit in a circle and pass a picture card from one child to another while the teacher gives a signal, such as clapping or saying "Pass." When the teacher says "Stop," the student holding the card will look at the picture and complete a phrase aloud using the correct article (a or an). For example, if the card shows an apple, the child will say, "This is an ice- cream."</p>	<p>A-An Action Call:- The teacher will give incomplete sentences (e.g., "This will be _ apple"). Students will orally supply the correct article (a, an, the). This activity will help them practice sentence formation and strengthen grammar skills. It will also build confidence in speaking and encourage active participation.</p>

December

Modernized Class: Multimedia aids and methods will be taken to create dynamic and engaging learning experiences that foster critical thinking and collaboration among students.

<p>Language Proficiency</p>	<p>Poems for Recitation</p> <ul style="list-style-type: none"> ❑ Incy Wincy Spider (Page no.- 26) ❑ Five Little Monkeys (Page no.- 22)
<p>Literacy skills</p>	<p>Miracles Alpha Phonics-</p> <p>Page no.- 123 to 130</p> 
<p>Writing Proficiency</p>	<ul style="list-style-type: none"> ♣ Vegetables name ♣ Use of This/That <p>Twisting English - Page No.- 52 to 54</p>

Educational Approach

<u>Learning Goals</u>	<u>Subject Enrichment Activity (SEA)</u>	<u>Experiential Learning Activity (ELA)</u>	<u>Art Integrated Learning (AIL)</u>
<ul style="list-style-type: none"> ➤ To help learners understand and correctly use this and that ➤ Students will form correct oral phrases with this and that. ➤ Students will enhance fine and gross motor skills through craft and movement activities. 	<p>My This/-That Page:-</p> <p>Picture cut-outs of objects will be provided to the students. Students will paste or draw pictures on the correct side based on whether the object is near (this) or far (that). The teacher will guide and support students during the activity. while also enhancing fine motor skills and concept clarity.</p>	<p>Step Up This, Step Back That:-</p> <p>The teacher will call out an object or show a picture card to the class. If the object is close to a student (within arm's reach), the student will step forward and say, "This is an [apple]." If the object is farther away (across the room or a few steps away), the student will step back and say, "That is a [ball]."</p> 	<p>Classroom Hunt:-</p> <p>Students will observe their classroom environment to identify objects that are near and far from them. Students will then orally describe each object using the correct demonstrative word "this" for near objects and "that" for far objects.</p>

January

Modernized Class: Modernize teaching aims is promoting hands-on experiences, and nurturing a supportive environment that sparks curiosity in our youngest learners.

<p>Language Proficiency</p>	<p>Poem for Recitation</p> <ul style="list-style-type: none"> There Was An Old Woman (Page no.- 28)
<p>Literacy skills</p>	<p>Miracles Alpha Phonics- Page no.- 133 to 137</p>
<p>Writing Proficiency</p>	<ul style="list-style-type: none"> Use of in/ on/ under <p>Twisting English - Page No.- 55 and 56</p>

Educational Approach

<u>Learning Goals</u>	<u>Subject Enrichment Activity (SEA)</u>	<u>Experiential Learning Activity (ELA)</u>	<u>Art Integrated Learning (AIL)</u>
<ul style="list-style-type: none"> Students will develop spatial awareness and confidence in using simple sentences. To develop sentence formation, correct usage of prepositions, and speaking confidence. 	<p>School Bag Position Fun:- A cut-out or picture of a school bag will be pasted. Students will paste the objects inside the bag, on the bag, or under the bag. After pasting, students will orally say sentences like, “The book is in the bag.”</p>	<p>“Where Is It?”:- The teacher will show a picture or place an object in different positions (in/on/under). Students will answer orally using complete sentences such as “This is in the box,” “This is on the table,” or “This is under the chair.”</p>	<p>Action Position Game:- The teacher will give oral instructions like “Put your pencil on the book,” “Place the toy in the bag.” Students will perform the actions accordingly.</p>



February



Revision for Practice Assignment






नोट: जिस माह में जो भी मात्रा करवाई जाएगी, उससे सम्बंधित अभ्यास जैसे - चित्र देखकर नाम लिखो, शब्द पूरे करो, खाली स्थान भरो, वाक्य पूरे करो, वाक्य बनाओ तथा श्रुतलेख आदि करवाए जाएँगे ।





<p>काव्य - तरंग</p>	<p>कविता :-</p> <ul style="list-style-type: none"> * कबूतर * पृष्ठ संख्या - 15 
<p>वाचन कौशल</p>	<p>धरोहर :-</p> <ul style="list-style-type: none"> * पृष्ठ संख्या - 26 से 29 तक
<p>लेखन कौशल</p>	<ul style="list-style-type: none"> * इ (ि) की मात्रा, फलों के नाम <p>शब्द सुधा लेखन :- 18 से 21 तक</p> 


शैक्षिक दृष्टिकोण

शिक्षण उद्देश्य	विषय संवर्धन गतिविधियाँ	अनुभवात्मक गतिविधियाँ	कला समेकित गतिविधि
<ul style="list-style-type: none"> ➤ विद्यार्थियों को इ की मात्रा वाले शब्दों का सही उच्चारण और पहचान का ज्ञान करना। ➤ भाषा कौशल को मजबूत करना। 	<ul style="list-style-type: none"> ➤ संगीत का जादू - रंगीन कागज का गोला काटकर उसकी सहायता से इ की मात्रा वाले शब्द (सितार) का चित्र बनाया जाएगा। 	<ul style="list-style-type: none"> ➤ शब्दों की अंताक्षरी - कक्षा को दो समूहों में बाँटें। पहला समूह 'इ' की मात्रा वाला एक शब्द बोलेगा (जैसे: कवि)। दूसरे समूह को पिछले शब्द के आखिरी अक्षर से नया शब्द बनाना होगा जिसमें 'इ' की मात्रा ही हो (जैसे: विमान)। 	<ul style="list-style-type: none"> ➤ कक्षा में 5 स्टेशन बनाए जाएँगे। हर स्टेशन पर इ की मात्रा से जुड़ी एक वस्तु होगी। बच्चों को शब्द लिखे टिकट दिए जाएँगे। बच्चा अपने टिकट के अनुसार सही स्टेशन पर जाकर वस्तु देखकर/छूकर बोलेगा - "इस शब्द में छोटी इ आती है। इसका उच्चारण ि है।"

नवंबर

<p>काव्य - तरंग</p>	<p>कविता :-</p> <ul style="list-style-type: none"> ♣ कोयल ♣ पृष्ठ संख्या - 17 ♣ कहानी - जैसे को तैसा 
<p>वाचन कौशल</p>	<p>धरोहर :-</p> <ul style="list-style-type: none"> ♣ पृष्ठ संख्या - 30 से 34 तक
<p>लेखन कौशल</p>	<ul style="list-style-type: none"> ♣ ई (ी) की मात्रा, पशुओं के नाम ♣ शब्द सुधा लेखन :- 22 से 25 तक 

शैक्षिक दृष्टिकोण

शिक्षण उद्देश्य	विषय संवर्धन गतिविधियाँ	अनुभवात्मक गतिविधियाँ	कला समेकित गतिविधि
<ul style="list-style-type: none"> ➤ शब्दों के विमोचन से विद्यार्थियों में शब्द उच्चारण का ज्ञान तथा भाषा कौशल में वृद्धि कराना । ➤ विद्यार्थियों को इ तथा ई मात्रा का उचित लेखन तथा प्रयोग सीखना । 	<ul style="list-style-type: none"> ➤ हाथों की कलाकारी - ई की मात्रा वाले शब्द ➤ (तितली) का चित्र हाथ की छपाई द्वारा बनाया जाएगा । 	<ul style="list-style-type: none"> ➤ विद्यार्थियों को बिना मात्रा वाले शब्दों की वर्कशीट दी जाएगी जिन शब्दों पर इ तथा ई की मात्रा लगाकर सही शब्द बनाने को कहा जाएगा । 	<ul style="list-style-type: none"> ➤ आवाज़ की छलांग - बच्चे एक लाइन में खड़े होंगे। 'इ' की मात्रा वाला शब्द सुनते ही छोटी छलांग लगाएंगे (जैसे- दिन, सिर)। 'ई' की मात्रा वाला शब्द सुनते ही अपनी जगह पर खड़े होकर हाथ फैलाकर "ई" बोलेंगे (जैसे- कील, मछली)। इससे बच्चे छोटी और लंबी ध्वनि का फर्क आसानी से समझेंगे।



दिसंबर

काव्य - तरंग

कविता :-

- * पिज़्ज़ा
- * पृष्ठ संख्या - 27



वाचन कौशल

धरोहर :-

- * पृष्ठ संख्या - 35 से 38 तक

लेखन कौशल

- * उ (उ) की मात्रा, सब्जियों के नाम
- * **शब्द सुधा लेखन** :- 26 से 29 तक



शैक्षिक दृष्टिकोण

शिक्षण उद्देश्य	विषय संवर्धन गतिविधियाँ	अनुभवात्मक गतिविधियाँ	कला समेकित गतिविधि												
<ul style="list-style-type: none"> विद्यार्थियों को उ की मात्रा वाले शब्दों की पहचान एवं प्रयोग में दक्ष बनाना । मात्रा वाले शब्दों को पढ़ने लिखने और उनके अर्थ को समझने में सक्षम बनाना । 	<ul style="list-style-type: none"> मुकुट निर्माण एवं सजावट - अध्यापिका द्वारा उ की मात्रा वाले शब्द (मुकुट) का चित्र बनाया जाएगा तथा उसे बिंदिया लगाकर सजाया जाएगा । 	<ul style="list-style-type: none"> आँखों पर पट्टी बाँधकर खेलने वाला खेल - छात्र आँखों पर पट्टी बाँधकर फलों और सब्जियों की पहचान करेंगे और उन्हें अलग-अलग करेंगे। 	<ul style="list-style-type: none"> पपेट टॉक - एक 'चुहिया' या 'मुनिया' का कागज का पपेट (कठपुतली) बनाएं। यह पपेट बच्चों से बात करेगा और केवल वही शब्द बोलेगा जिनमें 'उ' की मात्रा आती हो। बच्चे उस पपेट के पीछे-पीछे उन शब्दों को दोहराएंगे। उदाहरण के लिए संवाद: पपेट: "नमस्ते बच्चों! मेरा नाम मुनिया है। क्या आप मेरे साथ गुलाब देखेंगे?" बच्चे: "मुनिया... गुलाब!" पपेट: "देखो, वह चुहिया पुल पर चढ़ गई!" बच्चे: "चुहिया... पुल!" 												
<p>उ की मात्रा वाले हिंदी में शब्द</p> <table border="1"> <tr> <td> कुत्ता</td> <td> गुरू</td> <td> कछुआ</td> </tr> <tr> <td> मुर्गा</td> <td> पुल</td> <td> वासुरी</td> </tr> <tr> <td> गुलाब</td> <td> साबुन</td> <td> कूआ</td> </tr> <tr> <td> पुलिस</td> <td> गुड़िया</td> <td> कुल्फी</td> </tr> </table>	कुत्ता	गुरू	कछुआ	मुर्गा	पुल	वासुरी	गुलाब	साबुन	कूआ	पुलिस	गुड़िया	कुल्फी			
कुत्ता	गुरू	कछुआ													
मुर्गा	पुल	वासुरी													
गुलाब	साबुन	कूआ													
पुलिस	गुड़िया	कुल्फी													



काव्य - तरंग

कविताएँ :-

- ♣ सर्दी, होली
- ♣ पृष्ठ संख्या - 7 तथा 9



वाचन कौशल

धरोहर :-

- ♣ पृष्ठ संख्या - 39 से 43 तक



लेखन कौशल

- ♣ ऊ (ू) की मात्रा, रंगों के नाम

- ♣ **शब्द सुधा लेखन** :- 30 से 33 तक



शैक्षिक दृष्टिकोण

शिक्षण उद्देश्य	विषय संवर्धन गतिविधियाँ	अनुभवात्मक गतिविधियाँ	कला समेकित गतिविधि
<ul style="list-style-type: none"> ➤ शब्दों के विमोचन से विद्यार्थियों में शब्द उच्चारण का ज्ञान तथा भाषा कौशल में वृद्धि कराना । ➤ विद्यार्थियों को ऊ की मात्रा वाले शब्दों की पहचान एवं प्रयोग में दक्ष बनाना । 	<ul style="list-style-type: none"> ➤ सूरज बनाओ - अध्यापिका द्वारा पीले कागज का गोला काटकर ऊ की मात्रा वाले शब्द (सूरज) का चित्र बनाया जाएगा सूरज की किरणों पर ऊ की मात्रा वाले शब्द लिखे जाएंगे । 	<ul style="list-style-type: none"> ➤ जमीन पर उ की मात्रा वाले तथा ऊ की मात्रा वाले वर्ग बनाकर हॉपस्कॉच तैयार करें । शिक्षक जिस मात्रा का उच्चारण करें और विद्यार्थी को उसी शब्द वाले वर्ग पर कूदने के लिए कहें । 	<ul style="list-style-type: none"> ➤ मेरा प्यारा इंद्रधनुष- चार्ट पेपर पर पेंसिल की सहायता से इंद्रधनुष और दो बादल बनाएं इंद्रधनुष की सात पट्टियों में क्रम से बैंगनी, नीला, आसमानी, हरा, पीला, नारंगी और लाल रंग भरें। बादलों को सुंदर और असली दिखाने के लिए उन पर सफेद रुई चिपकाएं।



अभ्यास कार्य के लिए पुनरावृत्ति



MATHEMATICS

Engaging Learning Activities:- Creative activities such as count and write, count and match, Encircle the correct number, What comes after, before, or between, Fill in the blanks, Circle the smallest/biggest number, Dictation will be taken to provide a holistic approach towards learning and reinforce both numeracy and literacy abilities.

October

Modernised Class:- Interactive multimedia aids will be used to make the class interesting.

WRITING PROFICIENCY

- Straight counting from 61 to 70
- Reverse counting from 30 to 0
- What comes after/before/between
- Table of 3
- **Number skills** Page no.- 45 to 53



Educational Approach:

Learning Goals: Students will be able to

- Recognising equal grouping of objects.
- Strengthen number sense through counting in fixed steps.

Subject Enrichment Activities (SEA):

- **Jump and Shout:-** The teacher will write numbers 1 to 10 on floor. Students will jump on a number, multiply it by the target table, and will say the answer loudly as they land.



Experiential Learning Activities (ELA):

- **Pattern Art Table:-** The teacher will introduce multiplication tables as repeating number patterns. Students will create visual patterns using colours, shapes, claps, or movements to represent table sequences.

Art Integrated Learning (AIL):

- **Stop and Say :-**The teacher will play music and have students move around. When the music stops, a student will shout the next multiple of 3, making learning a fun and energetic experience.



November

WRITING PROFICIENCY

- Straight counting from 61 to 80
- Reverse counting from 30 to 0
- Sums of addition
- Numbers in words/figures (21 -30)
- **Number skills** Page no - 57 to 64



➤ Educational Approach:

Learning Goals: Students will be able to

- Strengthen mental calculation skills through simple addition exercises.
- Promote the concept of “total” by combining quantities.

Subject Enrichment Activities (SEA):

➤ **Building Blocks Addition:-**

The teacher will guide students to build block towers. They'll combine towers to learn addition. This hands-on activity will help students to understand addition concepts better.

$$\begin{array}{l} 1 + 1 = 2 \\ 2 + 2 = 4 \\ 4 + 4 = 8 \end{array}$$

Experiential Learning Activities (ELA):

➤ **Pattern Beads :-**

The teacher will help students to create repeating patterns with beads or blocks and then add quantities to find totals to understand combining pattern recognition with addition skills.

Art Integrated Learning (AIL):

➤ **Artful Addition :-**

The teacher will give addition problems to the students and ask them to draw objects to represent numbers. Later students will count the total to find the answer.



December

WRITING PROFICIENCY

- Straight counting from 61 to 90
- Reverse counting from 40 to 0
- Put the sign $>$, $<$ or $=$
- **Number skills** Page no - 33 to 35 , 54 to 56



➤ Educational Approach:

Learning Goals: Students will be able to

- Understand the concept of greater than, less than and equal to.
- Compare groups of objects and identify more, less or same.



Subject Enrichment Activities (SEA):

➤ More-Less Basket :-

The teacher will provide two baskets with different objects. Students will count and compare them, and try to identify which basket has more, less, or an equal number of objects.

Experiential Learning Activities (ELA):

➤ Candy Jar Count :-

Teacher will provide candy Jar to students. They will compare two jars with different numbers of candies, counting to determine which jar has more and which has less.

Art Integrated Learning (AIL):

➤ Number Chase:-

The teacher will call out two numbers, and students will run to stand under the number they think is greater, or in the middle if they're equal, making comparison activity fun and active.



January

WRITING PROFICIENCY

- Straight counting from 61 to 100
- Reverse counting from 50 to 0
- Sums of subtraction
- **Number skills** Page no - 65 to 72



➤ Educational Approach:

Learning Goals: Students will be able to

- Understand and apply the idea of "difference" between two quantities.
- Read and write subtraction expressions and equations (e.g., $7 - 4 = 3$).

Subject Enrichment Activities (SEA):

➤ **Catch The Fish :-**

The teacher will organise a fish pond activity with a set number of fish, and students will take turns removing a certain number of fish. The remaining fish will be counted to illustrate subtraction concepts.

Experiential Learning Activities (ELA):

➤ **Subtraction Basket :-**

The teacher will present a basket of 10 balls, distribute 3 balls to students, and ask them to find the remaining balls. By subtracting 3 from 10, they will count remaining balls to understand concept through hands on activity.

Art Integrated Learning (AIL):

➤ **Blocks Tower :-**

The teacher will provide a block tower with a set number of blocks, and students will take turns removing a specified number of blocks, counting the remaining blocks to reinforce subtraction concepts.



February

Revision for Practice Assignment



Environmental Studies

October

- Safety Rules
- Means of Travel

Learning Goal

- Identify land, water, and air transport vehicles. Learn important safety rules (seat belt, zebra crossing, wearing helmet, not leaning out of vehicles, etc.).

Activity Description

- **Transport Poem Time** - Children will learn about different means of transport through pictures and short, fun poems. The teacher will also explain their uses and basic safety rules.

November

- Clothes We Wear
- Festivals

Learning Goal

- Identify different seasons and the types of clothes. Develop speaking skills by presenting a short line with confidence.

Activity Description

- **Fancy Dress Parade** - Children will take part in a fancy dress parade in the classroom. Each child will wear clothes suitable for a season and say one short line about their outfit.

December

- Plants – Our Green Friends
- Animals – Our Friends

Learning Goal

- Students will identify different wild animals. They will develop observation skills.

Activity Description

- **Roar and Explore** - The teacher will create a mini jungle setup with toy animals or cutouts. Students will explore, identify wild animals, and imitate their sounds.

January

- Weather
- Up in the Sky

Learning Goal

- Children will develop observation skills by carefully looking at the daytime sky. They will enhance creativity and speaking skills.

Activity Description

- **My Sky Picture** - Children will look outside in the daytime and observe the sky carefully. They will draw what they see in the sky and share one line about it.



February

Revision for Practice Assignment






October

- **Doodle Delight :-** Page No.- 6,7,11 and 27
- **Wings of Art C :-** Page No. – 15 to 17
- **Sketch File :-** To draw- Pencil, Candle and Cake



November

- **Doodle Delight :-** Page No.- 12, 14 and 15
- **Wings of Art C :-** Page No. –20, 21 and 30
- **Sketch File :-** To draw- Cup, Rocket and Fish



December

- **Doodle Delight :-** Page No.- 16 , 23 and 25
- **Wings of Art C :-** Page No. – 23, 24 and 26
- **Sketch File :-** To draw- Christmas tree, Umbrella and Bird



January

- **Doodle Delight :-** Page No.- 21, 26 and 30
- **Wings of Art C :-** Page No. – 27, 29, 31 and 32
- **Sketch File :-** To draw- Letter box and scenery



February

Revision for Practice Assignment





VALUE EDUCATION

October

- Munch with Manners
- Rainbow of Healthy Food
- Kindness Begins with Me

Learning Goal

- Students will practice decision-making skills for healthy eating.

Activity Description

- **Healthy Food Restaurant** - Students will participate in a pretend restaurant activity, role-playing as chefs, waiters, and customers while learning to identify and choose healthy food options.

November

- Fun with Yoga
- Smart Choices, Safe Life
- Time Matters
- Moral Story – Forgiveness brings smiles

Learning Goal

- Students will develop physical balance, flexibility, and coordination through yoga postures.

Activity Description

- **Yoga Board Game**- Students will play a yoga board game in groups and perform the yoga postures shown to develop balance, flexibility, and focus.

December

- Love For Nature
- Anti-Bullying
- Classroom Promise Tree
- Moral Story – Helping makes us happy

Learning Goal

- Students will develop a sense of responsibility towards nature and the community.

Activity Description

- **Nature Friends**- The teacher will explain why protecting nature is important. Each student will take a pledge aloud, promising to do one thing to help the environment.

January

- My Duties, My Pride
- Positive Affirmations
- Moral Story – Together we rise

Learning Goal

- Students will apply principles of good citizenship in daily life.

Activity Description

- **Citizens in Action** - The teacher will ask students to share how they help others at school or at home, such as waiting for their turn, keeping the classroom clean, or helping a friend, and students will discuss how these actions show good citizenship.

ACADEMIC CALENDAR 2026-27

April 2026

S	M	T	W	T	F	S
			1	2	3	4
5	6	7	8	9	10	11
12	13	14	15	16	17	18
19	20	21	22	23	24	25
26	27	28	29	30		

Important Days

07 : World Health Day
14 : Baisakhi / Dr. B.R. Ambedkar Jayanti
22 : Earth Day
29 : International Dance Day

May 2026

S	M	T	W	T	F	S
					1	2
3	4	5	6	7	8	9
10	11	12	13	14	15	16
17	18	19	20	21	22	23
24	25	26	27	28	29	30
31						

Important Days

01 : International Labour Day
07 : World Athletics Day
10 : Mother's Day
23 : Buddha Purnima
31 : World No Tobacco Day

June 2026

S	M	T	W	T	F	S
	1	2	3	4	5	6
7	8	9	10	11	12	13
14	15	16	17	18	19	20
21	22	23	24	25	26	27
28	29	30				

Important Days

05 : World Environment Day
07 : World Food Safety Day
21 : Father's Day
21 : Int. Day of Yoga / World Music Day

July 2026

S	M	T	W	T	F	S
			1	2	3	4
5	6	7	8	9	10	11
12	13	14	15	16	17	18
19	20	21	22	23	24	25
26	27	28	29	30	31	

Important Days

01 : National Doctor's Day
03 : International Plastic Bag Free Day
28 : World Nature Conservation Day
29 : International Tiger Day

August 2026

S	M	T	W	T	F	S
						1
2	3	4	5	6	7	8
9	10	11	12	13	14	15
16	17	18	19	20	21	22
23	24	25	26	27	28	29
30	31					

Important Days

15 : Independence Day
19 : World Photography Day
28 : Raksha Bandhan / World Sanskrit Day
29 : National Sports Day

September 2026

S	M	T	W	T	F	S
		1	2	3	4	5
6	7	8	9	10	11	12
13	14	15	16	17	18	19
20	21	22	23	24	25	26
27	28	29	30			

Important Days

04 : Janmashtami
05 : Teacher's Day
08 : International Literacy Day
14 : Hindi Diwas

ACADEMIC CALENDAR 2026-27

October 2026

S	M	T	W	T	F	S
				1	2	3
4	5	6	7	8	9	10
11	12	13	14	15	16	17
18	19	20	21	22	23	24
25	26	27	28	29	30	31

Important Days

02 : Gandhi Jayanti / Lal Bahadur Shastri Jayanti
 08 : Indian Air Force Day
 11 : International Day of the Girl Child
 20 : Dussehra
 31 : National Unity Day

November 2026

S	M	T	W	T	F	S
1	2	3	4	5	6	7
8	9	10	11	12	13	14
15	16	17	18	19	20	21
22	23	24	25	26	27	28
29	30					

Important Days

08 : Diwali
 11 : National Education Day
 14 : Children's Day
 24 : Guru Nanak Jayanti
 26 : Constitution Day

December 2026

S	M	T	W	T	F	S
		1	2	3	4	5
6	7	8	9	10	11	12
13	14	15	16	17	18	19
20	21	22	23	24	25	26
27	28	29	30	31		

Important Days

02 : World Computer Literacy Day
 04 : Indian Navy Day
 14 : World Energy Conservation Day
 22 : National Mathematics Day
 25 : Christmas Day

January 2027

S	M	T	W	T	F	S
					1	2
3	4	5	6	7	8	9
10	11	12	13	14	15	16
17	18	19	20	21	22	23
24	25	26	27	28	29	30
31						

Important Days

10 : World Hindi Day
 12 : National Youth Day
 14 : Makar Sankranti / Pongal
 15 : Indian Army Day
 23 : Parakram Diwas
 26 : Republic Day

February 2027

S	M	T	W	T	F	S
	1	2	3	4	5	6
7	8	9	10	11	12	13
14	15	16	17	18	19	20
21	22	23	24	25	26	27
28						

Important Days

11 : Basant Panchami
 21 : International Mother Language Day
 28 : National Science Day

March 2027

S	M	T	W	T	F	S
	1	2	3	4	5	6
7	8	9	10	11	12	13
14	15	16	17	18	19	20
21	22	23	24	25	26	27
28	29	30	31			

Important Days

06 : Maha Shivaratri
 08 : International Women's Day
 10 : Id-ul-Fitr (Moon subject)
 22 : Holi
 22 : World Water Day
 26 : Good Friday

LIST OF HOLIDAYS 2026-27

14

APR
2026

Vaisakhi / Ambedkar Jayanti
Tuesday

27

MAY
2026

ID-UL-Zuha (Bakrid)
Wednesday

15

AUG
2026

Independence Day
Saturday

28

AUG
2026

Raksha Bandhan
Friday

04

SEP
2026

Janmashtami
Friday

02

OCT
2026

Mahatma Gandhi Jayanti
Friday

20

OCT
2026

Dussehra
Tuesday

29

OCT
2026

Karwa Chauth
Thursday

01

NOV
2026

Haryana Day
Sunday

24

NOV
2026

Guru Nanak Jayanti
Tuesday

25

DEC
2026

Christmas Day
Friday

26

JAN
2027

Republic Day
Tuesday

06

MAR
2027

Maha Shivratri
Saturday

10

MAR
2027

ID-UL-Fitar
Wednesday

22

MAR
2027

Holi
Monday

SUMMER VACATION

01 June — 30 June
2026

DEEPAWALI BREAK

08 Nov — 11 Nov
2026

WINTER BREAK

01 Jan — 15 Jan 2027

A LEARNER'S PROMISE

**I will learn with curiosity,
act with integrity,
respect others,
take responsibility,
and strive to be my best every day.**

